

TENSAS PARISH SCHOOL BOARD  
ST. JOSEPH, LOUISIANA

FINANCIAL REPORT

YEAR ENDED JUNE 30, 2014

TENSAS PARISH SCHOOL BOARD  
TABLE OF CONTENTS

	<u>Page</u>
INDEPENDENT AUDITOR'S REPORT	1-3
REQUIRED SUPPLEMENTAL INFORMATION - PART I	
Management's Discussion and Analysis (MD&A)	4-9
BASIC FINANCIAL STATEMENTS	
Government-wide Financial Statements (GWFS)	
Statement of Net Position	10
Statement of Activities	11
Fund Financial Statements (FFS)	
Governmental Funds:	
Balance Sheet	12
Reconciliation of the Governmental Funds Balance Sheet To the Statement of Net Position	13
Statement of Revenues, Expenditures, and Changes in Fund Balances	14-15
Reconciliation of the Governmental Funds Statement of Revenues, Expenditures, and Changes in Fund Balances to the Statement of Activities	16
Fiduciary Funds:	
Statement of Fiduciary Assets and Liabilities	17
Notes to the Financial Statements	18-33
REQUIRED SUPPLEMENTAL INFORMATION - PART II	
Budgetary Comparison Schedules	
General Fund	34
School Food Service Fund	35
Sales Tax	36
Title I	37
Notes to the Budgetary Comparison Schedules	38
Schedule of Funding Progress For Other Post-Employment Benefits	39
SUPPLEMENTAL INFORMATION	
Combining Nonmajor Governmental Funds - By Fund Type	
Combining Balance Sheet	40
Combining Statement of Revenues, Expenditures, and Changes in Fund Balances	41
Nonmajor Special Revenue Funds	
Combining Balance Sheet	42-43
Combining Statement of Revenues, Expenditures, and Changes in Fund Balances	44-46
General	
Schedule of Changes in Deposits Due Others	47
Schedule of Compensation Paid Board Members	48
OTHER REPORTS REQUIRED BY GOVERNMENT AUDITING STANDARDS AND BY OFFICE OF MANAGEMENT AND BUDGET (OMB) CIRCULAR NO.A-133	
Report on Internal Control Over Financial Reporting and on Compliance and Other Matters Based on an Audit of Financial Statements Performed in Accordance with <u>Governmental Auditing Standards</u>	49-50

TENSAS PARISH SCHOOL BOARD  
TABLE OF CONTENTS

	<u>Page</u>
Report on Compliance with Requirements that Could Have a Direct and Material Effect on Each Major Program and on Internal Control Over Compliance in Accordance with <u>OMB Circular No. A-133</u>	51-52
Schedule of Expenditures of Federal Awards	53
Schedule of Findings and Questioned Costs	54-55
Summary Schedule of Prior Audit Findings	56
 OTHER INFORMATION	
Independent Accountants' Report on Applying Agreed - Upon Procedures	57-59
School Board Prepared Performance and Statistical Data Schedules	60-68

# MARCUS, ROBINSON, and HASSELL

CERTIFIED PUBLIC ACCOUNTANTS  
P.O. BOX 2896  
MONROE, LOUISIANA 71207-2896  
TELEPHONE 322-8106  
FAX 387-5015

Harvey Marcus, CPA  
John Robinson, CPA  
Doyle Hassell, CPA  
Dawn Perkins, CPA  
Brian Robinson, CPA

MEMBER  
AMERICAN INSTITUTE OF  
CERTIFIED PUBLIC ACCOUNTANTS  
SOCIETY OF LOUISIANA  
CERTIFIED PUBLIC ACCOUNTANTS

## INDEPENDENT AUDITOR'S REPORT

Board Members  
Tensas Parish School Board  
St. Joseph, Louisiana

### Report on the Financial Statements

We have audited the accompanying financial statements of the governmental activities, each major fund, and the aggregate remaining fund information of the Tensas Parish School Board, as of and for the year ended June 30, 2014, and the related notes to the financial statements, which collectively comprise the School Board's basic financial statements, as listed in the table of contents.

### Management's Responsibility for the Financial Statements

Management is responsible for the preparation and fair presentation of these financial statements in accordance with accounting principles generally accepted in the United States of America; this includes the design, implementation, and maintenance of internal control relevant to the preparation and fair presentation of financial statements that are free from material misstatement, whether due to fraud or error.

### Auditor's Responsibility

Our responsibility is to express opinions on these financial statements based on our audit. We conducted our audit in accordance with auditing standards generally accepted in the United States of America and the standards applicable to financial audits contained in Government Auditing Standards, issued by the Comptroller General of the United States. Those standards require that we plan and perform the audit to obtain reasonable assurance about whether the financial statements are free from material misstatement.

An audit involves performing procedures to obtain audit evidence about the amounts and disclosures in the financial statements. The procedures selected depend on the auditor's judgment, including the assessment of the risks of material misstatement of the financial statements, whether due to fraud or error. In making those risk assessments, the auditor considers internal control relevant to the entity's preparation and fair presentation of the financial statements in order to design audit procedures that are appropriate in the circumstances, but not for the purpose of expressing an opinion on the effectiveness of the entity's internal control. Accordingly, we express no such opinion. An audit also includes evaluating the appropriateness of accounting policies used and the reasonableness of significant accounting estimates made by management, as well as evaluating the overall presentation of the financial statements.

We believe that the audit evidence we have obtained is sufficient and appropriate to provide a basis for our audit opinions.

## Opinions

In our opinion, the financial statements referred to above present fairly, in all material respects, the respective financial position of the governmental activities, each major fund, and the aggregate remaining fund information of the Tensas Parish School Board, as of June 30, 2014, and the respective changes in financial position, thereof for the year then ended in accordance with accounting principles generally accepted in the United States of America.

## Other Matters

### Required Supplementary Information

Accounting principles generally accepted in the United States of America require that the management's discussion and analysis and budgetary comparison information and schedule of funding progress on pages 4 through 9 and 34 through 39 be presented to supplement the basic financial statements. Such information, although not part of the basic financial statements, is required by the Government Accounting Standards Board, who considers it to be an essential part of financial reporting for placing the basic financial statements in an appropriate operational, economic, or historical context. We have applied certain limited procedures to the required supplementary information in accordance with auditing standards generally accepted in the United States of America, which consisted of inquires of management about the methods of preparing the information and comparing the information for consistency with management's responses to our inquiries, the basic financial statements, and other knowledge we obtained during our audit of the basic financial statements. We do not express an opinion or provide any assurance on the information because the limited procedures do not provide us with sufficient evidence to express an opinion or provide any assurance.

### Other Information

Our audit was conducted for the purpose of forming opinions on the financial statements that collectively comprise the Tensas Parish School Board's basic financial statements. The accompanying financial information listed as supplementary information in the table of contents is presented for purposes of additional analysis and is not a required part of the basic financial statements. The schedule of expenditures of federal awards is presented for purposes of additional analysis as required by U.S. Office of Management and Budget Circular A-133, Audits of States, Local Governments, and Non-Profit Organizations, and is also not a required part of the basic financial statements.

The accompanying supplemental information and the schedule of expenditures of federal awards are the responsibility of management and were derived from and relate directly to the underlying accounting and other records used to prepare the basic financial statements. Such information has been subjected to the auditing procedures applied in the audit of the basic financial statements and certain additional procedures, including comparing and reconciling such information directly to the underlying accounting and other records used to prepare the basic financial statements or to the basic financial statements themselves, and other additional procedures in accordance with auditing standards generally accepted in the United States of America. In our opinion, accompanying supplemental information and the schedule of expenditures of federal awards are fairly stated in all material respects in relation to the basic financial statements as a whole.

### New Accounting Pronouncement

In June 2012, the GASB approved Statement No. 68, "Accounting and Financial Reporting for Pensions." GASB Statement No. 68 establishes accounting and financial reporting requirements related to pensions for governments whose employees are provided with pensions through covered plans. The provisions of GASB Statement No. 68 must be implemented by the School Board for the year ending June 30, 2015. The effect of implementation of this statement on the School Board's financial statements has not yet been determined.

**Other Reporting Required by Government Auditing Standards**

In accordance with *Government Auditing Standards*, we have also issued our report dated December 4, 2014, on our consideration of the School Board's internal control over financial reporting and on our tests of its compliance with certain provisions of laws, regulations, contracts and grant agreements and other matters. The purpose of that report is to describe the scope of our testing of internal control over financial reporting and compliance and the results of that testing, and not to provide an opinion on the internal control over financial reporting or on compliance. That report is an integral part of an audit performed in accordance with *Government Auditing Standards* in considering the Tensas Parish School Board's internal control over financial reporting and compliance.

*Marcus, Robinson, Hassell*

Marcus, Robinson and Hassell

Monroe, Louisiana

December 4, 2014

REQUIRED SUPPLEMENTAL INFORMATION:  
MANAGEMENT'S DISCUSSION  
AND ANALYSIS (MD&A)

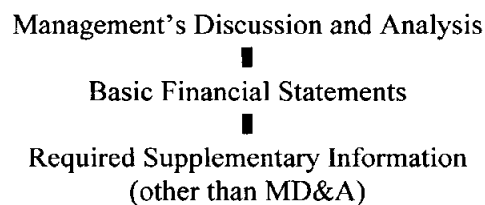
TENSAS PARISH SCHOOL BOARD  
ST. JOSEPH, LOUISIANA  
MANAGEMENT'S DISCUSSION AND ANALYSIS  
FOR THE YEAR ENDED JUNE 30, 2014

The Management's Discussion and Analysis of the Tensas Parish School Board's financial performance presents a narrative overview and analysis of the Tensas Parish School Board's financial activities for the year ended June 30, 2014. This document focuses on the current year's activities, resulting changes, and currently known facts in comparison with the prior year's information (where available). Please read this document with the Tensas Parish School Board's financial statements, which begin on page 10.

**FINANCIAL HIGHLIGHTS:** The primary resources available to the School Board are local revenues which are primarily tax receipts, state revenues which are primarily minimum foundation funding and cost reimbursement grants and federal revenues which are primarily cost reimbursements grants.

- ◆ The Tensas Parish School Board had cash and cash equivalents in the amount of \$2,826,995 at June 30, 2014, which represents a increase of \$102,720 from prior year.
- ◆ The Tensas Parish School Board had current accounts payables and accruals in the amount of \$414,357 for the year ended June 30, 2014, a decrease of \$10,506 from the prior year.
- ◆ The Tensas Parish School Board had total revenues in the amount of \$9,626,161 for the year ended June 30, 2014, which represents a decrease of \$203,304 from prior year.
- ◆ The Tensas Parish School Board received \$2,738,656 in ad valorem and sales taxes for the fiscal year ended June 30, 2014, representing a increase of \$190,267 from prior year.
- ◆ The Tensas Parish School Board General Fund received state Minimum Foundation Program monies in the amount of \$4,489,367 for the year ended June 30, 2014, a decrease of \$225,272 from the prior year.
- ◆ The Tensas Parish School Board received State Revenue from all sources totaling \$4,744,125 for the year ended June 30, 2014, a decrease of \$108,385 from the prior year.
- ◆ The Tensas Parish School Board received Federal Revenue from all sources totaling \$1,683,312 for the year ended June 30, 2014, a decrease of \$43,626 from the prior year.
- ◆ The Tensas Parish School Board had instructional services expenditures in the amount of \$4,541,087 for the year ended June 30, 2014, which represents a decrease in the amount of \$400,166.
- ◆ The Tensas Parish School Board had support services expenditures in the amount of \$3,987,057 for the year ended June 30, 2014, which represents a decrease in the amount of \$161,443 from the prior year.
- ◆ The Tensas Parish School Board had debt service payments in the amount of \$66,660 for the year ended June 30, 2014.

The following graphic illustrates the minimum requirements for school districts established by Governmental Accounting Standards Board Statement No. 34, Basic Financial Statements - and Management's Discussion and Analysis - for State and Local Governments.



These financial statements consist of three sections - Management's Discussion and Analysis (this section), the basic financial statements (including the notes to the financial statements), and required supplementary information.



TENSAS PARISH SCHOOL BOARD  
ST. JOSEPH, LOUISIANA  
MANAGEMENT'S DISCUSSION AND ANALYSIS  
FOR THE YEAR ENDED JUNE 30, 2014

**GOVERNMENT - WIDE FINANCIAL STATEMENTS**

The government-wide financial statements are designed to provide readers with a broad overview of the School Board's finances, in a manner similar to private-sector business.

The statement of net position presents information on all of the School Board's assets and liabilities, with the difference between the two reported as net position. Over time, increases or decreases in net position may serve as a useful indicator of whether the financial position of the School Board is improving or deteriorating.

The statement of activities presents information showing how the School Board's net position changed during the most recent fiscal year. All changes in net position are reported as soon as the underlying event giving rise to the change occurs, regardless of the timing of the cash flow. Thus, revenues and expenditures reported in this statement for some items will only result in cash flows in future periods (e.g. uncollected taxes and earned but unused sick/vacation leave).

Both of the government-wide financial statements present functions of the School Board that are principally supported by taxes and intergovernmental revenues (governmental activities). The School Board has no functions or activities which are business-like in nature, meaning that they are primarily supported by user fees and charges for services. The governmental activities of the School Board include regular and special education programs, support programs, administration, maintenance, student transportation, and school food services. The School Board contains no other units of government (component units) nor is it contained as a component unit of any other level of local or state government.

**FUND FINANCIAL STATEMENTS**

A fund is a grouping of related accounts that are used to maintain control over resources that have been segregated for specific activities or objectives. The School Board, like other state and local governments, uses fund accounting to ensure and demonstrate compliance with finance-related legal requirements. All of the funds of the School Board can be divided into two categories: governmental funds and fiduciary funds.

Governmental funds are used to account for essentially the same functions as governmental activities in the government-wide financial statements. However, unlike the government-wide financial statements, governmental fund financial statement focus on the near-term inflows and outflows of spendable resources, as well as on balances of spendable resources available at the end of the fiscal year. Such information may be useful in evaluating a government's near-term financing requirements. Because the focus of governmental funds is narrower than that of the government-wide financial statements, it is useful to compare the information presented for governmental funds with similar information presented for governmental activities in the government-wide financial statements. By doing so, readers may better understand the long-term impact of the School Board's near term financing decisions. Both the governmental fund balance sheet and the governmental fund statement of revenues, expenditures, and changes in fund balances provide a reconciliation to facilitate this comparison between governmental funds and governmental activities.

TENSAS PARISH SCHOOL BOARD  
ST. JOSEPH, LOUISIANA  
MANAGEMENT'S DISCUSSION AND ANALYSIS  
FOR THE YEAR ENDED JUNE 30, 2014

The School Board maintains many individual governmental funds. Information is presented separately in the governmental fund balance sheet and in the governmental fund statement of revenues, expenditures and changes in fund balances for the General Fund, Title I, School Food Service Fund, and the Sales Tax Fund, all of which are considered major funds. The remaining funds are combined into a single aggregated presentation under the label of other governmental funds, which contains all non-major funds. Individual fund data for each of these non-major funds is provided in the form of combining statements elsewhere in this report.

Fiduciary funds are used to account for resources held for the benefit of outside parties, such as students and employees. Fiduciary funds are not reflected in the government-wide financial statements because the resources of those funds are not available to support the School Board's programs. The two fiduciary funds of the School Board are the School Activity Fund (which contains monies belonging to the school, their students, and clubs and other activities) and the Nonexpendable Trust Funds (Deferred Compensation Program 457 which contains monies belonging to school employees in lieu of social security and not eligible to participate in the retirement systems).

**NOTES TO THE FINANCIAL STATEMENTS**

The notes provide additional information that is essential to a full understanding of the data provided in the government-wide and fund financial statements.

**FINANCIAL ANALYSIS OF THE ENTITY**

Statement of Net Position  
As of June 30, 2014

	June 30,	
	<u>2014</u>	<u>2013</u>
Cash and Cash Equivalents	\$2,826,995	\$2,724,275
Receivables	519,819	426,059
Inventory	11,156	11,775
Prepaid Expense	87,316	88,067
Capital Assets, Net	<u>3,529,407</u>	<u>3,718,657</u>
<u>Total Assets</u>	6,974,693	6,968,833
Accounts Payable and Accruals	414,357	424,863
Compensated Absences Payable	204,157	214,016
Bonds Payable	666,600	733,260
Net Post-Employment Benefit Obligations	<u>3,247,564</u>	<u>2,537,926</u>
<u>Total Liabilities</u>	4,532,678	3,910,065
 Net Position:		
Investment in Capital Assets	2,862,809	2,985,397
Reserved Fund Equity - Special Education	100,036	100,036
Reserved Fund Equity - School Lunch Program	80,000	80,000
Reserved for Debt Service	2,176	1,860
Restricted Fund Equity - Tobacco Settlement	684,308	674,765
Restricted for Capital Projects	339,198	339,419
Unrestricted Fund Equity	<u>(1,626,512)</u>	<u>(1,122,709)</u>
<u>Total Net Position</u>	<u>\$2,442,015</u>	<u>\$3,058,768</u>

TENSAS PARISH SCHOOL BOARD  
ST. JOSEPH, LOUISIANA  
MANAGEMENT'S DISCUSSION AND ANALYSIS  
FOR THE YEAR ENDED JUNE 30, 2014

- ◆ Capital Assets, which are reported net of accumulated depreciation, account for 50.60% of total assets.
- ◆ Bonds Payable account for 14.71% of total liabilities
- ◆ Net Position invested in capital assets, account for 117.23% of total Net Position.
- ◆ Total assets have increased \$5,860 (.008%) from the prior year.
- ◆ Total liabilities have increased \$622,613 (15.92%) from the prior year.
- ◆ For the year ended 2010 the School Board implemented GASB Statement No. 45, *Accounting and Financial Reporting by Employers for Post-Employment Benefit Plans Other Than Pensions* (GASB 45). As such, a liability of \$3,247,564 is recorded to reflect the post-employment benefits other than pensions that have been earned and \$709,638 is included in expenditures.

Changes in Net Position  
For the Year Ended June 30, 2014

	For the Year Ended June 30	
	2014	2013
<b>REVENUE:</b>		
<b>Program Revenues:</b>		
Charges for Services	\$ 17,244	\$ 23,509
Operating Grants & Contributions	1,779,364	1,844,126
Capital Grants and Contributions	0	0
<b>General Revenues:</b>		
Ad Valorem Taxes	1,874,353	1,694,303
Other Taxes - 1% Collection by Sheriff	56,353	51,116
Sales & Use Taxes	864,303	854,086
Interest	11,197	10,888
Minimum Foundation Program	4,489,367	4,714,639
State Revenue Sharing	20,041	20,683
Other	513,939	616,115
<b>TOTAL REVENUE</b>	<b>9,626,161</b>	<b>9,829,465</b>
<b>EXPENDITURES:</b>		
Regular Instruction	2,584,510	2,635,341
Special Program Instruction	2,352,894	2,305,912
Pupil Support Programs	911,732	787,826
Staff Support Programs	578,346	688,989
General Administration	437,927	425,589
School Administration	553,805	568,308
Business Services	364,750	313,387
Operations & Maintenance of Plants	824,325	784,741
Pupil Transportation	576,206	579,720
Food Services	539,290	599,674
Depreciation	234,856	254,521
Interest on Long-Term Debt	9,599	10,499
Other	274,674	204,788
<b>TOTAL EXPENDITURES</b>	<b>10,242,914</b>	<b>10,159,295</b>
<b>CHANGE IN NET POSITION</b>	<b><u>\$ (616,753)</u></b>	<b><u>\$ (329,830)</u></b>

TENSAS PARISH SCHOOL BOARD  
ST. JOSEPH, LOUISIANA  
MANAGEMENT'S DISCUSSION AND ANALYSIS  
FOR THE YEAR ENDED JUNE 30, 2014

- ◆ Ad Valorem and sales taxes account for 28.45% of total revenues and should remain fairly consistent from year to year.
- ◆ MFP accounts for 46.64% of total revenue.

**CAPITAL ASSETS AND DEBT ADMINISTRATION**

**Capital Assets**

At June 30, 2014, the Tensas Parish School Board had \$3,529,407 invested in a broad range of capital assets, including land, buildings, and furniture and equipment.

	Capital Assets (Net of Depreciation)	
	June 30	
	<u>2014</u>	<u>2013</u>
Land	\$ 309,540	\$ 309,540
Buildings	2,731,552	2,886,310
Furniture & Equipment	<u>488,315</u>	<u>522,807</u>
Totals	<u>\$3,529,407</u>	<u>\$3,718,657</u>

**Long Term Debt**

The School Board had \$666,600 in revenue bonds payable at June 30, 2014. The amount of bonds due for the year ending June 30, 2015 totals \$66,660.

**Variations Between Original and Final Budgets**

The School Board amended budgets for the year ended June 30, 2014.

**Economic Factors and Next Year's Budget**


The Tensas Parish School Board's elected officials and management considered the following factors when setting the budget for the year ended June 30, 2015:

- ◆ Property taxes should remain consistent.
- ◆ In determining the 2014-2015 Sales & Use Tax Budget, the Board projected receipts to remain fairly consistent with the 2013-2014 Budget.
- ◆ In determining the 2014-2015 Budget, the Board did not include any additional transfers to the Capital Project Fund.
- ◆ For the 2014-2015 Budget, the employer's contribution for Teachers' Retirement System of Louisiana will increase .80% (from 27.2% to 28%).
- ◆ For the 2014-2015 Budget, the employer's contribution for Louisiana School Employees Retirement System will increase .7% (from 32.3% to 33%).

TENSAS PARISH SCHOOL BOARD  
ST. JOSEPH, LOUISIANA  
MANAGEMENT'S DISCUSSION AND ANALYSIS  
FOR THE YEAR ENDED JUNE 30, 2014

**Contacting the School Board's Financial Management**

Our financial report is designed to provide our citizens, taxpayers, parents and students with a general overview of the School Board's finances and to show the School Board's accountability for the money it receives. If you have questions about this report or wish to request additional financial information, contact Judy McKnight, Business Manager, at Tensas Parish School Board, P.O. Box 318, St. Joseph, Louisiana, 71366. Telephone # 318-766-3269.

A handwritten signature in cursive script that reads "Judy McKnight". The signature is written in black ink and is positioned above a horizontal line.

Signature

**BASIC FINANCIAL STATEMENTS:**  
**GOVERNMENT-WIDE**  
**FINANCIAL STATEMENTS (GWFS)**

TENSAS PARISH SCHOOL BOARD  
STATEMENT OF NET POSITION  
JUNE 30, 2014

Assets

Cash and Cash Equivalents	\$2,826,995
Receivables	519,819
Inventory	11,156
Prepaid Expense	87,316
Capital Assets, net	<u>3,529,407</u>
<u>Total Assets</u>	<u>6,974,693</u>

Liabilities

Accounts Payable and Accruals	414,357
Net Post-Employment Benefit Obligations	3,247,564
Long-Term Liabilities	
Due Within One Year	66,660
Due in More Than One Year	<u>804,097</u>
<u>Total Liabilities</u>	<u>4,532,678</u>

Net Position

Invested in Capital Assets	2,862,807
Restricted for:	
School Food Service	80,000
Debt Service	2,176
General Fund	784,344
Capital Projects	339,198
Unrestricted	<u>(1,626,510)</u>
<u>Total Net Position</u>	<u>\$2,442,015</u>

See Notes to Financial Statements

TENSAS PARISH SCHOOL BOARD  
STATEMENT OF ACTIVITIES  
FOR THE YEAR ENDED JUNE 30, 2014

	<u>Program Revenues</u>				<u>Net (Expense) Revenue and Changes in Fixed Assets</u>
	<u>Expenses</u>	<u>Charges for Services</u>	<u>Operating Grants and Contributions</u>	<u>Capital Grants</u>	
<u>Functions/Programs</u>					
<u>Governmental Activities:</u>					
<u>Instruction</u>					
Regular Programs	\$2,584,510	\$ 0	\$ 0	\$ 0	\$(2,584,510)
Special Programs	2,352,894	0	693,861	0	(1,659,033)
<u>Support Services</u>					
Student Services	911,732	0	101,979	0	(809,753)
Instructional Staff Support	578,346	0	331,938	0	(246,408)
General Administration	437,927	0	1,433	0	(436,494)
School Administration	553,805	0	0	0	(553,805)
Business Services	364,750	0	0	0	(364,750)
Plant Services	824,325	0	0	0	(824,325)
Student Transportation Services	576,206	0	0	0	(576,206)
Food Services	539,290	17,244	512,981	0	(9,065)
Other	274,674	0	137,172	0	(137,502)
Interest on Long-Term Debt	9,599	0	0	0	(9,599)
Depreciation	234,856	0	0	0	( 234,856)
<u>Total Governmental Activities</u>	<u>\$10,242,914</u>	<u>\$17,244</u>	<u>\$1,779,364</u>	<u>\$ 0</u>	<u>\$(8,446,306)</u>
 <u>General Revenues</u>					
<u>Taxes:</u>					
Property Taxes, Levied for General Purposes					1,874,353
Sales Taxes					864,303
State Revenue Sharing					20,041
Other Taxes					56,353
Minimum Foundation Program					4,489,367
Grants and Contributions Not Restricted to Specific Programs					49,788
Interest Income					11,197
Miscellaneous					<u>464,151</u>
 <u>Total General Revenues</u>					 <u>7,829,553</u>
 <u>Change in Net Position</u>					 (616,753)
 <u>Net Position - Beginning</u>					 <u>3,058,768</u>
 <u>Net Position - Ending</u>					 <u>\$ 2,442,015</u>

See Notes to Financial Statements



**BASIC FINANCIAL STATEMENTS**  
**FUND FINANCIAL STATEMENTS(FFS)**

TENSAS PARISH SCHOOL BOARD  
GOVERNMENTAL FUNDS  
BALANCE SHEET  
JUNE 30, 2014

	<u>General</u> <u>Fund</u>	<u>School</u> <u>Food</u> <u>Service</u>	<u>Sales Tax</u> <u>Fund</u>	<u>Title I</u>
<u>Assets</u>				
Cash and Cash Equivalents	\$2,526,310	\$285,756	\$ 9,108	\$ 0
Receivables	192,728	0	0	194,044
Interfund Receivables	318,268	0	0	0
Inventory	0	11,156	0	0
Prepaid Expenses	<u>87,316</u>	<u>0</u>	<u>0</u>	<u>0</u>
<u>Total Assets</u>	<u>\$3,124,622</u>	<u>\$296,912</u>	<u>\$ 9,108</u>	<u>\$194,044</u>
<u>Liabilities and Fund Balances</u>				
<u>Liabilities</u>				
Accounts Payable	\$ 4,304	\$ 0	\$ 0	\$ 3,623
Accruals	394,765	0	0	7,607
Interfund Payables	<u>382,320</u>	<u>698</u>	<u>0</u>	<u>182,814</u>
<u>Total Liabilities</u>	781,389	698	0	194,044
<u>Fund Balances</u>				
Nonspendable	87,316	11,156	0	0
Restricted	684,308	0	0	0
Committed	100,036	80,000	0	0
Assigned	0	205,058	9,108	0
Unassigned	<u>1,471,573</u>	<u>0</u>	<u>0</u>	<u>0</u>
<u>Total Fund Balances</u>	<u>2,343,233</u>	<u>296,214</u>	<u>9,108</u>	<u>0</u>
 <u>Total Liabilities and Fund Balances</u>	 <u>\$3,124,622</u>	 <u>\$296,912</u>	 <u>\$ 9,108</u>	 <u>\$194,044</u>

Other Governmental Funds	Total
\$ 5,821	\$2,826,995
133,047	519,819
379,553	697,821
0	11,156
<u>0</u>	<u>87,316</u>
<u>\$518,421</u>	<u>\$4,143,107</u>

\$ 1,058	\$ 8,985
3,000	405,372
<u>131,989</u>	<u>697,821</u>
136,047	1,112,178

0	98,472
0	684,308
382,374	562,410
0	214,166
<u>0</u>	<u>1,471,573</u>
<u>382,374</u>	<u>3,030,929</u>
<u>\$518,421</u>	<u>\$4,143,107</u>

See Notes to Financial Statements

TENSAS PARISH SCHOOL BOARD  
RECONCILIATION OF THE GOVERNMENTAL FUNDS  
BALANCE SHEET TO THE STATEMENT OF NET POSITION  
JUNE 30, 2014

Total Fund Balances - Governmental Funds	\$3,030,929
--	-------------

The cost of capital assets purchased or constructed is reported as an expenditure in governmental funds. The Statement of Net Position includes those capital assets among the assets of the School Board as a whole. The cost of those capital assets is allocated over their useful lives (as depreciation expense) as governmental activities in the Statement of Activities. Because depreciation expense does not affect financial resources, it is not reported in governmental funds.

Cost of Capital Assets	12,720,769	
Accumulated Depreciation	<u>(9,191,362)</u>	
		3,529,407

Long-Term liabilities applicable to the School Board's governmental activities are not due and payable in the current period and accordingly are not reported as fund liabilities. All liabilities - both current and long-term are reported in the Statement of Net Position.

Balances at June 30, 2014 are:

Long-Term Liabilities		
Bonds Payable	666,600	
Compensated Absences	<u>204,157</u>	
		(870,757)

Net Post-Employment Benefits Obligation	<u>(3,247,564)</u>
---	--------------------

Net Position	<u>\$2,442,015</u>
--------------	--------------------

See Notes to Financial Statements

TENSAS PARISH SCHOOL BOARD  
GOVERNMENTAL FUNDS  
STATEMENT OF REVENUES, EXPENDITURES AND CHANGES IN FUND BALANCE  
FOR THE YEAR ENDED JUNE 30, 2014

	<u>General</u> <u>Fund</u>	School <u>Food</u> <u>Service</u>	<u>Sales Tax</u> <u>Funds</u>	<u>Title I</u>
<u>Revenues</u>				
Local Sources:				
Taxes - Ad Valorem	\$1,874,353	\$ 0	\$ 0	\$ 0
Taxes - 1% Collected by Sheriff	56,353	0	0	0
Taxes - Sales & Use	0	0	864,303	0
Rentals, Leases and Royalties	25,903	0	0	0
Interest Income	11,255	135	429	0
Other	348,651	17,244	0	0
State Sources:				
Unrestricted	4,526,264	7,831	0	0
State Revenue Sharing	20,041	0	0	0
Restricted	79,963	0	0	0
Other	5,060	0	0	0
Federal Sources	<u>16,745</u>	<u>505,150</u>	<u>0</u>	<u>745,586</u>
<u>Total Revenues</u>	<u>6,964,588</u>	<u>530,360</u>	<u>864,732</u>	<u>745,586</u>
<u>Expenditures</u>				
Instruction:				
Regular Programs	1,953,626	0	338,280	0
Special Programs	1,342,958	0	206,382	411,670
Support Services				
Student Services	663,732	0	101,383	8,103
Instructional Staff	168,818	0	19,634	258,648
General Administration	365,133	0	50,072	0
School Administration	410,221	0	61,750	0
Business Services	344,454	0	21,144	0
Plant Services	764,846	0	38,005	0
Student Transportation Services	482,390	0	32,612	0
Food Services	28,978	491,076	9,895	0
Other	61,099	0	0	67,165
Capital Outlay	0	12,112	0	0
Debt Service				
Principal Retirement	0	0	0	0
Interest and Bank Charges	0	0	0	0
<u>Total Expenditures</u>	<u>\$6,586,255</u>	<u>\$503,188</u>	<u>\$879,157</u>	<u>\$745,586</u>

Other Governmental Funds	<u>Total</u>
\$ 0	\$ 1,874,353
0	56,353
0	864,303
0	25,903
98	11,917
0	365,895
0	4,534,095
0	20,041
104,966	184,929
0	5,060
<u>415,831</u>	<u>1,683,312</u>
520,895	9,626,161
0	2,291,906
282,191	2,243,201
93,876	867,094
73,291	520,391
1,433	416,638
0	471,971
0	365,598
0	802,851
0	515,002
0	529,949
145,815	274,079
33,494	45,606
66,660	66,660
<u>9,599</u>	<u>9,599</u>
<u>\$706,359</u>	<u>\$9,420,545</u>

See Notes to Financial Statements

TENSAS PARISH SCHOOL BOARD  
GOVERNMENTAL FUNDS  
STATEMENT OF REVENUES, EXPENDITURES AND CHANGES IN FUND BALANCE  
FOR THE YEAR ENDED JUNE 30, 2014

	<u>General Fund</u>	<u>School Food Service</u>	<u>Sales Tax Funds</u>	<u>Title I</u>
<u>Excess (Deficiency) of Revenues Over Expenditures</u>	\$378,333	\$ 27,172	\$(14,425)	\$ 0
<u>Other Financing Sources (Uses)</u>				
Transfers In	18,524	0	0	0
Transfers Out	( 226,559)	0	(18,524)	0
<u>Total Other Financing Sources (Uses)</u>	<u>( 208,035)</u>	<u>0</u>	<u>(18,524)</u>	<u>0</u>
<u>Net Change in Fund Balances</u>	170,298	27,172	(32,949)	0
<u>Fund Balances - Beginning</u>	<u>2,172,935</u>	<u>269,042</u>	<u>42,057</u>	<u>0</u>
<u>Fund Balances - Ending</u>	<u>\$2,343,233</u>	<u>\$296,214</u>	<u>\$ 9,108</u>	<u>\$ 0</u>

<u>Other Governmental Funds</u>	<u>Total</u>
\$(185,464)	\$ 205,616
226,559	245,083
<u>0</u>	<u>(245,083)</u>
<u>226,559</u>	<u>0</u>
41,095	205,616
<u>341,279</u>	<u>2,825,313</u>
<u>\$ 382,374</u>	<u>\$3,030,929</u>

See Notes to Financial Statements



TENSAS PARISH SCHOOL BOARD  
RECONCILIATION OF THE GOVERNMENTAL FUNDS  
STATEMENT OF REVENUES, EXPENDITURES AND  
CHANGES IN FUND BALANCE TO THE STATEMENT OF ACTIVITIES  
FOR THE YEAR ENDED JUNE 30, 2014

Total Net Change in Fund Balances - Governmental Funds \$ 205,616

Amounts reported for governmental activities in the Statement of Activities are different because:

Capital outlays are reported in governmental funds as expenditures. However, in the Statement of Activities, the cost of those assets is allocated over their useful lives as depreciation expense. This is the amount by which depreciation exceed capital outlays in the period:

Capital Outlays Reported as Fund Expenditures	45,606	
Depreciation Expense	<u>(234,856)</u>	(189,250)

In the Statement of Activities, certain operating expenses - compensated absences - are measured by the amounts earned during the year. In the governmental funds, however, expenditures for these items are measured by the amount of financial resources used (actually paid). This year vacation and sick time used exceeded the amounts earned. 9,859

Repayment of certificates of indebtedness and bonds payable are expenditures in the governmental funds, but the repayment reduces long-term liabilities in the Statement of Position. 66,660

Net Post-Employment Benefit Obligation expensed ( 709,638)

Change in Net Position of Governmental Activities \$ ( 616,753)

See Notes to Financial Statements

TENSAS PARISH SCHOOL BOARD  
STATEMENT OF FIDUCIARY ASSETS AND LIABILITIES  
JUNE 30, 2014

	<u>Retirement Trust Fund</u>	<u>School Activity Fund</u>	<u>Total</u>
<u>Assets</u>			
Cash and Cash Equivalents	<u>\$129,939</u>	<u>\$53,428</u>	<u>\$183,367</u>
<u>Total Assets</u>	<u>\$129,939</u>	<u>\$53,428</u>	<u>\$183,367</u>
<u>Liabilities</u>			
Deposits Due Others	<u>\$129,939</u>	<u>\$53,428</u>	<u>\$183,367</u>
<u>Total Liabilities</u>	<u>\$129,939</u>	<u>\$53,428</u>	<u>\$183,367</u>

See Notes to Financial Statements

TENSAS PARISH SCHOOL BOARD  
NOTES TO FINANCIAL STATEMENTS  
JUNE 30, 2014

NOTE 1 - SUMMARY OF SIGNIFICANT ACCOUNTING POLICIES

The accompanying basic financial statements of the Tensas Parish School Board have been prepared in conformity with accounting principles generally accepted in the United States of America (GAAP) as applied to governmental unites. The Governmental Accounting Standards Board (GASB) is the accepted standard-setting body for establishing governmental accounting and financial reporting principles.

A. REPORTING ENTITY

The Tensas Parish School Board was created by Louisiana Revised Statute LSA-R.S. 17:51 to provide public education for the children within Tensas Parish. The School Board is authorized by LSA-R.S. 17:81 to establish policies and regulations for its own government consistent with the laws of the state of Louisiana and the regulations of the Louisiana Board of Elementary and Secondary Education. The School Board is comprised of seven members who are elected from seven districts for terms of four years.

The School Board operates three schools within the parish with a total enrollment of approximately 700 pupils. In conjunction with the regular educational programs, some of these schools offer special education and/or adult education programs. In addition, the School Board provides transportation and school food services for the students.

GASB Statement 14 establishes criteria for determining the governmental reporting entity and component units that should be included within the reporting entity. Under provisions of the statement, the School Board is considered a primary government since it is a special-purpose government that has a separately elected governing body, is legally separate, and is fiscally independent of other state or local governments. As used in GASB Statement 14, fiscally independent means that the School Board may, without the approval or consent of another governmental entity, determine or modify its own budget, levy its own taxes or set rates or charges, and issue bonded debt. The school board also has no component units, defined by GASB Statement 14 as other legally separate organizations for which the elected School Board members are financial accountable. There are no other primary governments with which the School Board has a significant relationship.

B. FUNDS

The School Board uses funds to report on its financial position and the results of its operations. Fund accounting is designed to demonstrate legal compliance and to aid financial management by segregating transactions relating to certain government functions or activities.

A fund is a separate accounting entity with a self balancing set of accounts.

Funds of the School Board are classified into two categories: governmental and fiduciary. In turn, each category is divided into separate fund types. The fund classifications and a description of each existing fund type follow:

Governmental Funds Governmental funds account for all or most of the School Board's general activities, including the collection and disbursement of specific or legally restricted monies, the acquisition or construction of general fixed assets, and the servicing of general long-term debt. The School Board reports the following primary governmental funds:

General Fund - The general operating fund of the School Board accounts for all financial resources, except those required to be accounted for in other funds.

TENSAS PARISH SCHOOL BOARD  
NOTES TO FINANCIAL STATEMENTS  
JUNE 30, 2014

NOTE 1 - SUMMARY OF SIGNIFICANT ACCOUNTING POLICIES - CONTINUED

Special Revenue Funds - The special revenue funds account for the proceeds of specific revenue sources that are legally restricted to expenditures for specified purposes, or designated by the School Board to be accounted for separately.

School Food Service - The School food service fund of the School Board accounts for financial resources received and used for the feeding of students and teachers and maintaining the cafeterias.

Capital Projects Fund - The capital projects fund of the School Board accounts for financial resources received and used for the acquisition, construction, or improvement of capital facilities not reported in the other governmental fund.

Fiduciary Funds Fiduciary funds account for assets on behalf of outside parties, including other governments, or on behalf of other funds within the School Board. Fiduciary funds are custodial in nature (assets equal liabilities) and do not involve measurement of results of operations.

Retirement Trust Fund - The retirement trust fund of the School Board accounts for employee contributions to the deferred compensation (457) program.

School Activity - The school activity fund of the School Board accounts for assets held by the School Board as agent for the individual schools and school organizations.

C. MEASUREMENT FOCUS AND BASIS OF ACCOUNTING

Government-Wide Financial Statements (GWFS)

The Statement of Net Position and the Statement of Activities display information about the reporting government as a whole. Fiduciary funds are not included in the GWFS. Fiduciary funds are reported only in the Statement of Fiduciary Assets and Liabilities at the fund financial statement level.

The Statement of Net Position and the Statement of Activities were prepared using the economic resources measurement focus and the accrual basis of accounting. Revenues, expenses, gains, losses, assets and liabilities resulting from exchange and exchange-like transactions are recognized when the exchange takes place. Revenues, expenses, gains, losses, assets, and liabilities resulting from nonexchange transactions are recognized in accordance with the requirements of GASB Statement No. 33 "Accounting and Financial Reporting for Nonexchange Transactions."

Program Revenues - Program revenues include 1) charges for services provided, 2) operating grants and contributions, and 3) capital grants and contributions. Program revenues reduce the cost of the function to be financed from the School Board's general revenues. Charges for services are primarily derived from cafeteria sales. Operating grants and contributions consist of the many educational grants received from the federal and state government.

TENSAS PARISH SCHOOL BOARD  
NOTES TO FINANCIAL STATEMENTS  
JUNE 30, 2014

NOTE 1 - SUMMARY OF SIGNIFICANT ACCOUNTING POLICIES - CONTINUED

Allocation of Indirect Expenses The School Board reports all direct expenses by function in the Statement of Activities. Direct expenses are those that are clearly identifiable by function. Indirect expenses of other functions are not allocated to those functions but are reported separately in the Statement of Activities. Depreciation expense was not allocated by function and is reported separately on the Statement of Activities. Interest on long-term debt is considered an indirect expense and is reported separately on the Statement of Activities.

Fund Financial Statements (FFS)

Governmental Fund Types The accounting and financial reporting treatment applied to a fund is determined by its measurement focus. Governmental fund types use the flow of current financial resources measurement focus and the modified accrual basis of accounting. Under the modified accrual basis of accounting revenues are recognized when susceptible to accrual (i.e., when they are "measurable and available"). "Measurable" means the amount of the transaction can be determined and "available" means collectible within the current period or soon enough thereafter to pay liabilities of the current period. The government considers all revenues available if they are collected within 60 days after year-end. Expenditures are recorded when the related fund liability is incurred, except for unmatured principal and interest on general long-term debt which is recognized when due, and certain compensated absences and claims and judgments which are recognized when the obligations are expected to be liquidated with expendable available financial resources.

With this measurement focus, only current assets and current liabilities are generally included on the balance sheet. Operating statement of these funds present increases and decrease in net current assets. The governmental funds use the following practices in recording revenues and expenditures:

Revenues

Entitlement and shared revenues (which include state equalization and state revenue sharing) are recorded as unrestricted grants-in-aid at the time of receipt or earlier if the susceptible to accrual criterial are met. Expenditure driven grants are recognized as revenue when the qualifying expenditures have been incurred and all other grant requirements have been met.

Other receipts become measurable and available when cash is received by the School Board and are recognized as revenue at that time.

Ad valorem taxes are recognized when all applicable eligibility requirements are met and the resources are available.

Sales taxes are recognized when the underlying exchange transaction occurs and the resources are available.

Interest Income on time deposits is recorded when the interest becomes measurable and available to finance expenditures of the fiscal period.

Expenditures Expenditures are generally recognized under the modified accrual basis of accounting when the related fund liability is incurred.

Salaries are recorded as paid. Salaries for nine-month employees are paid over twelve months and accrued at June 30.

TENSAS PARISH SCHOOL BOARD  
NOTES TO FINANCIAL STATEMENTS  
JUNE 30, 2014

NOTE 1 - SUMMARY OF SIGNIFICANT ACCOUNTING POLICIES - CONTINUED

Principal and interest on general long-term debt is recognized when due.

Inventory items are expensed as purchased except for inventory of the school lunch fund which is expensed as consumed.

Compensated absences are recognized as expenditures when leave is earned or upon termination of employment due to retirement or death.

Other Financing Sources (Uses) Transfers between funds that are not expected to be repaid (or other types, such as sale of fixed assets, debt extinguishment, and long-term debt proceeds) are accounted for as other financing sources (uses). These other financing sources (uses) are recognized at the time the underlying events occur.

Fiduciary Funds Fiduciary funds account for assets held by the government in a trustee capacity or as an agent on behalf of outside parties, including other governments, or on behalf of other funds with the School Board.

D. CASH AND CASH EQUIVALENTS

Cash includes amounts in demand deposits, interest bearing demand deposits, and money market accounts. Under state law, the School Board may deposit funds in demand deposits, interest-bearing demand deposits, money market accounts, or time deposits with state banks organized under Louisiana law and national banks having their principal offices in Louisiana.

E. SHORT-TERM INTERFUND RECEIVABLES/PAYABLES

During the course of operations, numerous transactions occur between individual funds for goods provided or services rendered. These receivables and payables are classified as interfund receivables/payables on the balance sheet. Short-term interfund loans are also classified as interfund receivables/payables.

F. ELIMINATION AND RECLASSIFICATIONS

In the process of aggregating data for the statement of net position and the statement of activities, some amounts reported as interfund activity and balances in the funds were eliminated or reclassified. Interfund receivables and payables were eliminated to minimize the "grossing up" effect on assets and liabilities within the governmental activities column.

G. INVENTORY

Inventory items are expensed as purchased except for inventory of the school food service fund.

Inventory of the school food service special revenue fund consists of food purchased by the School Board and commodities granted by the United States Department of Agriculture through the Louisiana Department of Agriculture and Forestry. The commodities are recorded as revenues when received; however, all inventory items are recorded as expenditures when purchased. All purchased inventory items are valued at cost using first-in, first-out, FIFO, and commodities are assigned values based on information provided by the United States Department of Agriculture.

TENSAS PARISH SCHOOL BOARD  
NOTES TO FINANCIAL STATEMENTS  
JUNE 30, 2014

NOTE 1 - SUMMARY OF SIGNIFICANT ACCOUNTING POLICIES - CONTINUED

H. CAPITAL ASSETS

Capital assets are recorded at historical cost or estimated historical cost if purchased or constructed and depreciated over their estimated useful lives (including salvage value). The capitalization threshold is \$5000. Donated capital assets are recorded at their estimated fair value at the date of donation. Estimated useful life is management's estimate of how long the asset is expected to meet service demands. Straight line depreciation is used based on the following estimated useful lives:

Buildings	10-40 Years
Furniture and Equipment	3-10 Years

I. COMPENSATED ABSENCES

All 12-month employees earn vacation leave each year, depending on their length of service with the School Board. Vacation leave can be accumulated but cannot exceed five days.

All School Board employees earn ten days of sick leave each year. Sick leave can be accumulated without limitation. Upon retirement or death, unused accumulated sick leave of up to twenty-five days is paid to the employee or to the employee's estate at the employee's current rate of pay. Under the Louisiana Teachers' Retirement System, and the Louisiana School Employees' Retirement System, all unpaid sick leave is used in the retirement benefit computation as earned service.

The School Board's recognition and measurement criteria for compensated absences follows:

GASB Statement 16 provides that vacation leave and other compensated absences with similar characteristics should be accrued as a liability as the benefits are earned by the employees if both of the following conditions are met:

- A. The employees' rights to receive compensation are attributable to services already rendered.
- B. It is probable that the employer will compensate the employees for the benefits through paid time off or some other means, such as cash payments at termination or retirement.

GASB Statement 16 provides that a liability for sick leave should be accrued using one of the following termination approaches:

- A. An accrual for earned sick leave should be made only to the extent it is probable that the benefits will result in termination payments, rather than be taken as absences due to illness or other contingencies, such as medical appointments and funerals.
- B. Alternatively, a governmental entity should estimate its accrued sick leave liability based on the sick leave accumulated at the balance sheet date by those employees who currently are eligible to receive termination payments as well as other employees who are expected to become eligible in the future to receive such payments. The School Board uses this approach.

TENSAS PARISH SCHOOL BOARD  
NOTES TO FINANCIAL STATEMENTS  
JUNE 30, 2014

NOTE 1 - SUMMARY OF SIGNIFICANT ACCOUNTING POLICIES - CONTINUED

J. BUDGETS

The School Board follows these procedures in establishing the budgetary data reflected in the combined financial statements:

State statute requires budgets to be adopted for the general fund and all special revenue funds.

Each year prior to September, the Superintendent submits to the Board proposed annual budgets for the general fund and special revenue funds. Public hearings are conducted, prior to the Board's approval, to obtain taxpayer comments. The operating budgets include proposed expenditures and the means of financing them.

Appropriations (unexpended budget balances) lapse at year-end.

Formal budget integration (within the accounting records) is employed as a management control device. All budgets are controlled at the function level. Budget amounts included in the accompanying financial statements include the original adopted budget and all subsequent amendments. The School Board adopts amended budgets early in June in order to participate in an "Advanced Funding Program."

K. BAD DEBTS

Uncollectible accounts receivable are recognized as bad debts through the establishment of an allowance account at the time information becomes available which would indicate the uncollectibility of the particular receivable. At June 30, 2014, \$0 were considered to be uncollectible.

L. INTERFUND ACTIVITY

Interfund activity is reported as either loans, services provided, reimbursements or transfers. Loans are reported as interfund receivables and payables as appropriate and are subject to elimination upon consolidation. Services provided, deemed to be at market or near market rates are treated as revenues and expenditures/expenses. Reimbursements are when one fund incurs a cost, charges the appropriate benefitting fund and reduces its related cost as a reimbursement. All other interfund transactions are treated as transfers. Transfers between governmental funds are netted as part of the reconciliation to the government-wide financial statements.

M. USE OF ESTIMATES

The preparation of financial statements in conformity with accounting principles generally accepted in the United States of America requires management to make estimates and assumptions that affect the reported amounts of assets and liabilities and disclosure of contingent assets and liabilities at the date of the financial statement and the reported amounts of revenues and expenditures during the reporting period. Actual results could differ from those estimates.



TENSAS PARISH SCHOOL BOARD  
NOTES TO FINANCIAL STATEMENTS  
JUNE 30, 2014

NOTE 1 - SUMMARY OF SIGNIFICANT ACCOUNTING POLICIES - CONTINUED

N. SALES TAXES

The School Board has a one and a half cent parish-wide sales and use tax as authorized in special elections held May 20, 1969 and October 23, 1999. In accordance with the proposition approved by the voters of the parish, the net revenues derived from said sales and use tax is to be dedicated and used for the purpose to provide funds for the payment of salaries of school employees in the School System and operating expenses in connection with curriculum improvement.

<u>Tax Rate</u>	<u>Expiration</u>
1¢	Indefinite
½ ¢	Indefinite

O. EQUITY CLASSIFICATIONS - GOVERNMENT-WIDE STATEMENTS

Net Position represent the difference between assets and deferred outflows of resources less liabilities and deferred inflows of resources. The School Board reports three categories of net position, as follows:

- Net Investment in capital assets - consists of net capital assets reduced by outstanding balances of any related debt obligations and deferred inflows of resources attributable to the acquisition, construction, or improvement of those assets and increase by balances of deferred outflows of resources related to those assets..
- Restricted net position - net position is considered restricted if their use is constrained to a particular purpose. Restrictions are imposed by external organizations such as federal or state laws. Restricted net position is reduced by liabilities and deferred inflows of resources related to the restricted assets.
- Unrestricted net position - consists of all other net position that does not meet the definition of the above two components and is available for general use by the School Board.

When an expense is incurred for purposes for which both restricted and unrestricted net position are available, management applies unrestricted net position first, unless a determination is made to use restricted net position. The School Board's policy concerning which to apply first varies with the intended use and legal requirements. Management typically makes this decision on a transactional basis at the incurrence of the expenditure.

P. FUND EQUITY OF FUND FINANCIAL STATEMENTS

Accounting standards require governmental fund balances to be reported in as many as five classifications as listed below:

Nonspendable - represents amounts that are not expected to be converted to cash because they are either not in spendable form or legally or contractually required to be maintained intact.

Restricted - represents balances where constraints have been established by parties outside the School Board's office or imposed by law through constitutional provisions or enabling legislation.

Committed - represents balances that can only be used for specific purposes pursuant to constraints imposed by formal action of the School Board's highest level of decision-making authority.

Assigned - represents balances that are constrained by the School Board's intent to be used for specific purposes, but are not restricted nor committed.

TENSAS PARISH SCHOOL BOARD  
NOTES TO FINANCIAL STATEMENTS  
JUNE 30, 2014

P. FUND EQUITY OF FUND FINANCIAL STATEMENTS

Unassigned - represents balances that have not been assigned to other funds and that have not been restricted, committed, or assigned to specific purposes within the general fund.

When expenditures are incurred for the purposes for which both restricted and unrestricted amounts are available, the School Board's office reduces restricted amounts first, followed by unrestricted amounts. When expenditures are incurred for purposes for which committed, assigned and unassigned amounts are available, the School Board's office reduces committed amounts first, followed by assigned amounts and then unassigned amounts.

NOTE 2 - LEVIED TAXES

The following is a summary of authorized and levied ad valorem taxes for the 2013 tax rolls:

<u>Parish Wide Taxes</u>	<u>Authorized</u>	<u>Levied</u>	<u>Expiration</u>
Constitutional	5.07	5.07	N/A
Maintenance Tax	7.87	7.87	2022
District 3, Parishwide	11.05	11.05	2019
District 3, Special Maintenance	<u>11.28</u>	<u>11.28</u>	2020
	<u>35.27</u>	<u>35.27</u>	

NOTE 3 DEPOSITS WITH FINANCIAL INSTITUTIONS

At June 30, 2014, the School Board has cash and cash equivalents (book balances) totaling \$2,880,423 as follows:

Demand Deposits - Statement of Net Assets	\$2,826,995
Demand Deposits - Fiduciary Fund	<u>53,428</u>
	<u>\$2,880,423</u>

Deposits are stated at cost, which approximates fair value. Under state law, these deposits (or the resulting bank balances) must be secured by federal deposit insurance or the pledge of securities owned by the fiscal agent bank. The fair value of the pledged securities plus the federal deposit insurance must at all times equal the amount on deposit with the fiscal agent. These securities are held in the name of the pledging fiscal agent bank in a holding or custodial bank that is mutually acceptable to both parties.

At year-end, the School Board's carrying amount of deposits was \$2,880,423 and the bank balance was \$3,364,470. Of the bank balance, \$591,513 is covered by federal depository insurance, \$2,089,495 was collateralized with securities held by the pledging financial institution's trust department or agent but not in the School Board's name (GASB Category 3). The remaining \$683,462 is deposited with and secured by the Louisiana State Treasury.

TENSAS PARISH SCHOOL BOARD  
NOTES TO FINANCIAL STATEMENTS  
JUNE 30, 2014

NOTE 4 - RECEIVABLES

The balance of receivables at June 30, 2014, is shown below. The School Board expects to collect the full amount; therefore, no allowance for doubtful accounts has been established.

<u>Class of Receivables</u>	<u>General Fund</u>	<u>Title I</u>	<u>Other Governmental Funds</u>	<u>Total</u>
<u>Intergovernmental-Grants:</u>				
Federal	\$ 0	\$194,044	\$117,824	\$311,868
State	151,317	0	15,223	166,540
Local Accounts	<u>41,411</u>	<u>0</u>	<u>0</u>	<u>41,411</u>
<u>Total</u>	<u>\$192,728</u>	<u>\$194,044</u>	<u>\$133,047</u>	<u>\$519,819</u>

NOTE 5 - CAPITAL ASSETS

Capital asset balances and activity for the year ended June 30, 2014 is as follows:

	<u>Balance Beginning</u>	<u>Additions</u>	<u>Deletions</u>	<u>Balance Ending</u>
<u>Governmental Activities</u>				
Land	\$ 309,540	\$ 0	\$ 0	\$ 309,540
<u>Exhaustible Capital Assets</u>				
Buildings	10,562,756	0	0	10,562,756
Furniture and Equipment	<u>1,802,867</u>	<u>45,606</u>	<u>0</u>	<u>1,848,473</u>
<u>Total</u>	12,675,163	45,606	0	12,720,769
<u>Less: Accumulated Depreciation</u>				
Buildings	7,676,446	154,758	0	7,831,204
Furniture and Equipment	<u>1,280,060</u>	<u>80,098</u>	<u>0</u>	<u>1,360,158</u>
<u>Total</u>	<u>8,956,506</u>	<u>234,856</u>	<u>0</u>	<u>9,191,362</u>
Governmental Activities-Capital Assets, net	<u>\$3,718,657</u>	<u>\$189,250</u>	<u>\$0</u>	<u>\$3,529,407</u>

NOTE 6 - RETIREMENT SYSTEMS

Substantially all employees of the School Board are members of two statewide retirement systems. In general, professional employees (such as teachers and principals) and lunchroom workers are members of the Teachers' Retirement System of Louisiana; other employees, such as custodial personnel and bus drivers, are members of the Louisiana School Employees' Retirement System. These systems are cost-sharing, multiple-employer defined benefit pension plans administered by separate boards of trustees. Pertinent information relative to each plan follows:

TENSAS PARISH SCHOOL BOARD  
NOTES TO FINANCIAL STATEMENTS  
JUNE 30, 2014

NOTE 6 - RETIREMENT SYSTEMS - CONTINUED

A. TEACHERS RETIREMENT SYSTEM OF LOUISIANA (TRS)

The TRS consists of two membership plans: Regular Plan and Plan A. The TRS provides retirement benefits as well as disability and survivor benefits. Ten years of service credit is required to become vested for retirement benefits and five years to become vested for disability and survivor benefits. Benefits are established and amended by state statute. The TRS issues a publicly available financial report that includes financial statements and required supplementary information for the TRS. That report may be obtained by writing to the Teachers Retirement System of Louisiana, P.O. Box 94123, Baton Rouge, Louisiana 70804-9123, or by calling 504-925-6446.

Plan members are required to contribute 8.00 percent of their annual covered salary for the Regular Plan, and Plan A respectively. The School Board is required to contribute at an actuarially determined rate. The current rate is 27.2 percent of annual covered payroll for the Regular Plan and Plan A, respectively. Member contributions and employer contributions for the TRS are established by state law and rates are established by the Public Retirement System's Actuarial Committee. The School Board's employer contributions for the TRS, as provided by state law, is funded by the State of Louisiana through annual appropriations, by deductions from local ad valorem taxes, and by remittances from the school board.

The School Board's contributions to the TRS for the years ending June 30, 2014, 2013 and 2012, were \$1,091,898, \$971,276 and \$967,145, respectively, equal to the required contributions for each year.

B. LOUISIANA SCHOOL EMPLOYEES' RETIREMENT SYSTEM (LASERS)

The LASERS provides retirement benefits as well as disability and survivor benefits. Ten years of service credit is required to become vested for retirement benefits and five years to become vested for disability and survivor benefits. Benefits are established and amended by state statute. The LASERS issues a publicly available financial report that includes financial statements and required supplementary information for the LASERS. That report may be obtained by writing to the Louisiana School Employees Retirement Systems, P.O. Box 44516, Baton Rouge, Louisiana 70804, or by calling 504-925-6484.

Plan members are required to contribute 7.5/8 percent of their annual covered salary and the school board is required to contribute at an actuarially determined rate. The current rate is 32.3 percent of annual covered payroll. Member contributions and employer contributions for the LASERS are established by state law and rates are established by the Public Retirement Systems' Actuarial Committee. The School Board's employer contribution for the LASERS is funded by the State of Louisiana through annual appropriations.

The School Board's contributions to the LASERS for the years June 30, 2014, 2013 and 2012, were \$126,233, \$116,517 and \$96,894, respectively, equal to the required contributions for each year.

NOTE 7 - OTHER POST-EMPLOYMENT BENEFITS

During the fiscal year ended June 30, 2010, the Tensas Parish School Board implemented GASB Statement No. 45, Accounting and Financial Reporting by Employers for Post-Employment Benefit Plans Other Than Pensions (GASB 45).

TENSAS PARISH SCHOOL BOARD  
NOTES TO FINANCIAL STATEMENTS  
JUNE 30, 2014

NOTE 7 - OTHER POST-EMPLOYMENT BENEFITS - continued

**Plan Description.** The Tensas Parish School Board's medical benefits are provided through the Louisiana Office of Group Benefits (OGB) and involve several statewide networks and one HMO with a premium structure by region. The OGB plan is a fully insured, multiple-employer arrangement and has been deemed to be an agent multiple-employer plan for financial reporting purposes and for this valuation.

The OGB "Medicare Advantage" plan has been assumed to apply to those employees after Medicare eligibility for purposes of this valuation. Medical benefits are provided to employees upon actual retirement. Employees are covered by the Teachers Retirement System of Louisiana (TRS) and the Louisiana School Employees Retirement System (LASERS), whose retirement eligibility (D.R.O.P. entry) provisions are as follows: 30 years of service at any age; age 55 and 25 years of service; age 60 and 5 years of service; or, early retirement - 20 years of service at any age.

Life insurance coverage under the OGB program is available to retirees by election and the blended rate (active and retired) is \$0.96 per \$1,000 of insurance. The employer pays 50% of the cost of the retiree life insurance. Insurance coverage amounts are reduced at age 65 and again at age 70 according to the OGB plan provisions.

A financial report may be obtained by writing to Office of Group Benefits, 7389 Florida Boulevard, Suite 400, Baton Rouge, Louisiana 70806.

**Contribution Rates.** Employees do not contribute to their post-employment benefits costs until they become retirees and begin receiving those benefits. The plan provisions and contribution rates are contained in the official plan documents.

**Fund Policy.** Until 2010, the School Board recognized the cost of providing post-employment medical and life benefits (the School Board's portion of the retiree medical and life benefit premiums) as an expense when the benefit premiums were due and thus financed the cost of the post-employment benefits on a pay-as-you-go basis. The School Board's portion of health care and life insurance funding cost for retired employees was determined to be \$1,215,706 as defined by GASB 45. However, the School Board still finances the cost on a pay-as-you-go basis, contributing only \$452,167 toward the cost.

**Annual Required Contribution.** The School Board's Annual Required Contribution (ARC) is an amount actuarially determined in accordance with GASB 45. The Annual Required Contribution (ARC) is the sum of the Normal Cost plus the contribution to amortize the Actuarial Accrued Liability (AAL). A level dollar, closed amortization period of 27 years (the maximum amortization period allowed by GASB 43/45) has been used for the post-employment benefits. The total ARC for the fiscal year beginning July 1, 2012 is \$1,215,706 for medical, and life, as set forth below:

Normal Cost	\$ 478,963
30-year UAL amortization amount	<u>736,743</u>
Annual Required Contribution (ARC)	<u>\$1,215,706</u>

TENSAS PARISH SCHOOL BOARD  
NOTES TO FINANCIAL STATEMENTS  
JUNE 30, 2014

NOTE 7 - OTHER POST-EMPLOYMENT BENEFITS - continued

**Net Post-Employment Benefit Obligation (Asset).** The table below shows the School Board's Net Other Post-Employment Benefit (OPEB) Obligation (Asset) for fiscal year ending June 30, 2014:

Annual Required Contribution	\$1,215,706
Interest on Prior Year Net OPEB Obligation (Asset)	101,517
ARC Adjustment	<u>(155,418)</u>
Annual OPEB Cost Contribution	1,161,805
	0
Current Year Retiree Premium	<u>( 452,167)</u>
Change in Net OPEB Obligation	709,638
Beginning Net OPEB Obligation 7-1-13	<u>2,537,926</u>
Ending Net OPEB Obligation 6-30-14	<u>\$3,247,564</u>

The following table shows Tensas Parish School Board's annual post employment benefits (PEB) cost, percentage of the cost contributed, and the net unfunded post employment benefits (PEB) liability (asset):

<u>Post Employment Benefit</u>	<u>Fiscal Year Ended</u>	<u>Annual OPEB Cost</u>	<u>Percentage of Annual Cost Contributed</u>	<u>Net OPEB Obligation (Asset)</u>
Medical & Life	June 30, 2014	\$1,161,805	38.92%	\$3,247,564
Medical & Life	June 30, 2013	\$1,176,992	39.25%	\$2,537,926
Medical & Life	June 30, 2012	\$1,101,377	44.67%	\$1,822,855
Medical & Life	June 30, 2011	\$1,076,940	43.29%	\$1,213,471
Medical & Life	June 30, 2010	\$1,058,838	42.75%	\$ 602,740

**Funded Status and Funding Progress.** In the fiscal year ending June 30, 2014, the School Board made no contributions to its post-employment benefits plan. The plan was not funded at all, has no assets, and hence has a funded ratio of zero. As of July 1, 2012, the most recent actuarial valuation, the Actuarial Accrued Liability (AAL) was \$12,030,842 (medical and life), which is defined as that portion, as determined by a particular actuarial cost method (the School Board uses the Unit Credit Cost Method), of the actuarial present value of post employment plan benefits and expenses which is not provided by normal cost. Since the plan was not funded in fiscal year 2014, the entire actuarial accrued liability of \$11,669,934 (medical) and \$360,908 (life) was unfunded.

Actuarial Accrued Liability (AAL)	\$12,030,842
Actuarial Value of Plan Assets	<u>0</u>
Unfunded Acct. Accrued Liability (UAAL)	<u>\$12,030,842</u>
Funded Ratio (Act. Val. Assets/AAL)	0%
Covered Payroll (active plan members)	\$4,821,577
UAAL as a Percentage of Covered Payroll	25%

TENSAS PARISH SCHOOL BOARD  
NOTES TO FINANCIAL STATEMENTS  
JUNE 30, 2014

NOTE 7 - OTHER POST-EMPLOYMENT BENEFITS - continued

**Actuarial Methods and Assumptions.** Actuarial valuations involve estimates of the value of reported amounts and assumptions about the probability of events far into the future. The actuarial valuation for post employment benefits includes estimates and assumptions regarding (1) turnover rate; (2) retirement rate; (3) health care cost trend rate; (4) mortality rate; (5) discount rate (investment return assumption); and (6) the period to which the costs apply (past, current, or future years of service by employees). Actuarially determined amounts are subject to continual revision as actual results are compared to past expectations and new estimates are made about the future.

The actuarial calculations are based on the types of benefits provided under the terms of the substantive plan (the plan as understood by the Tensas Parish School Board and its employee plan members) at the time of the valuation and on the pattern of sharing costs between the School Board and its plan members to that point. The projection of benefits for financial reporting purposes does not explicitly incorporate the potential effects of legal or contractual funding limitations on the pattern of cost sharing between the School Board and plan members in the future. Consistent with the long-term perspective of actuarial calculations, the actuarial methods and assumptions used include techniques that are designed to reduce short-term volatility in actuarial liabilities and the actuarial value of assets.

**Turnover Rate.** An age-related turnover scale based on actual experience as described by administrative staff has been used. The rates, when applied to the active employee census, produce an annual turnover of approximately 10%.

**Post-Employment Benefit Plan Eligibility Requirements.** It is assumed that entitlement to benefits will commence five years after earliest eligibility to enter the D.R.O.P. This consists of a three year D.R.O.P. period plus an additional two year delay. Medical benefits are provided to employees upon actual retirement. Employees are covered by the Louisiana State Employees' Retirement System (LASERS), whose retirement eligibility (D.R.O.P. entry) provisions as follows: 30 years of service at any age; age 55 and 25 years of service; age 60 and 5 years of service; or early retirement - 20 years of service at any age. Entitlement to benefits continue through Medicare to death.

**Investment Return Assumption (Discount Rate).** GASB Statement 45 states that the investment return assumption should be the estimated long-term investment yield on the investments that are expected to be used to finance the payment of benefits (that is, for a plan which is funded). Based on the assumption that the ARC will be funded, a 4% annual investment, return has been used in this valuation. This is a conservative estimate of the expected long-term return of a balanced and conservative investment portfolio under professional management.

TENSAS PARISH SCHOOL BOARD  
NOTES TO FINANCIAL STATEMENTS  
JUNE 30, 2014

NOTE 7 - OTHER POST-EMPLOYMENT BENEFITS - continued

**Health Care Cost Trend Rate.** The expected rate of increase in medical cost is based on a graded schedule beginning with 7% annually, down to an ultimate annual rate of 5.0% for ten years out and later.

**Mortality Rate.** The RP 2000 system table with floating Scale AA projections was used for both males and females.

**Method of Determining Value of Benefits.** The "value of benefits" has been assumed to be the portion of the premium after retirement date expected to be paid by the employer for each retiree and has been used as the basis for calculating the actuarial present value of OPEB benefits to be paid. The "State Share" premiums in the OGB medical rate schedule provided are "unblended" rates for active and retired as required by GASB 45 and have been used for valuation purposes.

NOTE 8 - ACCOUNTS PAYABLE AND ACCRUALS

The payables at June 30, 2014 are as follows:

	School <u>Food</u>	General <u>Fund</u>	<u>Title I</u>	Sales <u>Tax</u>	Other Governmental <u>Funds</u>	<u>Total</u>
Salaries and Benefits	\$ 0	\$394,765	\$ 7,607	\$ 0	\$3,000	\$405,372
Vendors	0	4,304	3,623	0	1,058	8,985
	<u>\$ 0</u>	<u>\$399,069</u>	<u>\$11,230</u>	<u>\$ 0</u>	<u>\$4,058</u>	<u>\$414,357</u>

NOTE 9 - COMPENSATED ABSENCES

At June 30, 2014, employees of the School Board have accumulated and vested \$204,157 of employee leave benefits.

NOTE 10 - AGENCY FUND DEPOSITS DUE OTHERS

A summary of changes in agency fund deposits due others for the year ended June 30, 2014 follows:

	<u>Balance</u> <u>Beginning</u>	<u>Additions</u>	<u>Deductions</u>	<u>Balance</u> <u>Ending</u>
School Activity Funds	\$ 39,694	\$169,347	\$155,613	\$ 53,428
Retirement Trust Fund	121,993	9,152	1,206	129,939
	<u>\$161,687</u>	<u>\$178,499</u>	<u>\$156,819</u>	<u>\$183,367</u>



TENSAS PARISH SCHOOL BOARD  
NOTES TO FINANCIAL STATEMENTS  
JUNE 30, 2014

NOTE 11 - LONG-TERM LIABILITIES

The following is a summary of the long-term obligation transactions for the year ended June 30, 2014:

	<u>Beginning</u> <u>Balance</u>	<u>Additions</u>	<u>Deletions</u>	<u>Ending</u> <u>Balance</u>	<u>Amounts</u> <u>Due Within</u> <u>One Year</u>
Revenue Bonds	\$733,260	\$ 0	\$66,660	\$666,600	\$66,660
Compensated Absences	214,016	16,520	26,379	204,157	0
Long-Term Liabilities	<u>\$947,276</u>	<u>\$16,520</u>	<u>\$93,039</u>	<u>\$870,757</u>	<u>\$66,660</u>

Revenue Bonds

The Board incurred debt through \$1,000,000 in QSCB Revenue Bonds dated November 19, 2009 for the purpose of constructing new classrooms at Tensas High School. These bonds were purchased by Sabine State Bank. They are due in annual installments of \$66,660 plus interest at 1.35% on March 1, 2010-2024.

Future debt requirements are as follows:

<u>Year Ended</u> <u>June 30,</u>	<u>Principal</u> <u>Payments</u>	<u>Interest</u>	<u>Total</u>
2015	\$ 66,660	\$ 8,999	\$ 75,659
2016	66,660	8,099	74,759
2017	66,660	7,199	73,859
2018	66,660	6,299	72,959
2019	66,660	5,399	72,059
2020-24	<u>333,300</u>	<u>13,520</u>	<u>346,820</u>
	<u>\$666,600</u>	<u>\$49,515</u>	<u>\$716,115</u>

An amount sufficient to pay principal and interest due each year will be set aside in a separate special sinking fund account. At June 30, 2014, \$5,176 had been accumulated in the sinking fund for future debt requirements.

NOTE 12 - INTERFUND ASSETS/LIABILITIES

	<u>June 30, 2014</u>	
<u>Fund</u>	<u>Receivable</u>	<u>Payable</u>
General Fund	\$318,268	\$382,320
Other Governmental Funds	<u>379,553</u>	<u>315,501</u>
	<u>\$697,821</u>	<u>\$697,821</u>

NOTE 13 - INTERFUND TRANSFERS

Operating transfers for the year ended June 30, 2014 were as follows:

	<u>Transfers In</u>	<u>Transfers Out</u>
General Fund	\$ 18,524	\$226,559
Other Governmental Funds	<u>226,559</u>	<u>18,524</u>
	<u>\$245,083</u>	<u>\$245,083</u>

TENSAS PARISH SCHOOL BOARD  
NOTES TO FINANCIAL STATEMENTS  
JUNE 30, 2014

NOTE 14 - RISK MANAGEMENT

The Tensas Parish School Board is exposed to various risks of loss related to torts; theft of, damage to, and destruction of assets; errors and omissions; injuries to employees; and natural disasters. The School Board maintains commercial insurance coverage covering each of those risk of loss. Management believes such coverage is sufficient to preclude any significant uninsured losses to the School Board.

NOTE 15 - LITIGATION AND CLAIMS

Litigation The School Board is a defendant in one lawsuit as of June 30, 2014. Legal council expects an outcome in favor of the School Board with potential financial exposure of zero.

Grant Disallowances The School Board participates in a number of state and federally assisted grant programs. The programs are subject to compliance audits under the single audit approach. Such audits could lead to requests for reimbursement by the grantor agency for expenditures disallowed under terms of the grants. School Board management believes that the amount of disallowance, if any, which may arise from future audits will not be material.

NOTE 16 - RELATED PARTY TRANSACTIONS

There were no related party transactions that came to our attention.

NOTE 17 - SUBSEQUENT EVENTS

The School Board's management has evaluated subsequent events through the date the financial statements were available to be issued, December 4, 2014, and determined that no events occurred that require disclosure. No subsequent events occurring after this date have been evaluated for inclusion in these financial statements.

REQUIRED SUPPLEMENTARY INFORMATION

TENSAS PARISH SCHOOL BOARD  
BUDGETARY COMPARISON SCHEDULE  
GENERAL FUND  
FOR THE YEAR ENDED JUNE 30, 2014

	<u>Original Budget</u>	<u>Final Budget</u>	<u>Actual</u>	<u>Variance Favorable (Unfavorable)</u>
<u>Revenues</u>				
Local Sources:				
Taxes - Ad Valorem	\$1,577,239	\$1,845,195	\$1,874,353	\$ 29,158
1% Collected by Sheriff	47,924	54,429	56,353	1,924
Rentals, Leases & Royalties	24,259	25,903	25,903	0
Interest Income	2,000	2,000	11,255	9,255
Other	478,885	479,281	348,651	(130,630)
State Sources:				
Unrestricted	4,682,725	4,534,093	4,526,264	(7,829)
State Revenue Sharing	21,879	20,041	20,041	0
Restricted	33,355	65,640	79,963	14,323
Other	6,719	4,966	5,060	94
Federal Sources	<u>16,880</u>	<u>16,880</u>	<u>16,745</u>	<u>(135)</u>
<u>Total Revenues</u>	<u>6,891,865</u>	<u>7,048,428</u>	<u>6,964,588</u>	<u>(83,840)</u>
<u>Expenditures</u>				
Instruction:				
Regular Programs	2,141,724	2,214,784	1,953,626	261,158
Special Programs	1,467,477	1,529,617	1,342,958	186,659
Support Services:				
Student Services	692,358	715,476	663,732	51,744
Instructional Staff	184,038	177,058	168,818	8,240
General Administration	355,650	377,556	365,133	12,423
School Administration	435,782	437,087	410,221	26,866
Business Services	347,678	355,498	344,454	11,044
Plant Services	705,256	804,955	764,846	40,109
Student, Transportation Services	531,450	521,333	482,390	38,943
Food Services	26,768	33,422	28,978	4,444
Capital Outlay	0	0	0	0
Other	0	61,101	61,099	2
<u>Total Expenditures</u>	<u>6,888,181</u>	<u>7,227,887</u>	<u>6,586,255</u>	<u>641,632</u>
<u>Excess (Deficit) Revenues Over Expenditures</u>	<u>3,684</u>	<u>(179,459)</u>	<u>378,333</u>	<u>557,792</u>
<u>Other Financing Sources (Uses)</u>				
Transfers In	22,072	22,072	18,524	(3,548)
Transfers Out	( 79,764)	( 226,559)	( 226,559)	0
<u>Total Other Financing Sources (Uses)</u>	<u>( 57,692)</u>	<u>(204,487)</u>	<u>( 208,035)</u>	<u>(3,548)</u>
<u>Net Change in Fund Balance</u>	<u>(54,008)</u>	<u>(383,946)</u>	<u>170,298</u>	<u>554,244</u>
<u>Fund Balance - Beginning</u>	<u>2,172,935</u>	<u>2,172,935</u>	<u>2,172,935</u>	<u>0</u>
<u>Fund Balance - Ending</u>	<u>\$2,118,927</u>	<u>\$1,788,989</u>	<u>\$2,343,233</u>	<u>\$554,244</u>

TENSAS PARISH SCHOOL BOARD  
BUDGETARY COMPARISON SCHEDULE  
SCHOOL FOOD SERVICE  
FOR THE YEAR ENDED JUNE 30, 2014

	<u>Original Budget</u>	<u>Final Budget</u>	<u>Actual</u>	<u>Variance Favorable (Unfavorable)</u>
<u>Revenues</u>				
Local Sources:				
Interest Income	\$ 150	\$ 122	\$ 135	\$ 13
Other	18,660	20,786	17,244	(3,542)
State Sources:				
Unrestricted	7,831	7,831	7,831	0
Federal Sources	<u>482,280</u>	<u>493,412</u>	<u>505,150</u>	<u>11,738</u>
<u>Total Revenues</u>	<u>508,921</u>	<u>522,151</u>	<u>530,360</u>	<u>8,209</u>
<u>Expenditures</u>				
Food Services	509,426	516,809	491,076	25,733
Capital Outlay	<u>0</u>	<u>0</u>	<u>12,112</u>	<u>(12,112)</u>
<u>Total Expenditures</u>	<u>509,426</u>	<u>516,809</u>	<u>503,188</u>	<u>13,621</u>
<u>Excess (Deficit) Revenues Over Expenditures</u>	(505)	5,342	27,172	21,830
<u>Other Financing Sources (Uses)</u>				
Transfers In	505	0	0	0
Transfers Out	<u>0</u>	<u>0</u>	<u>0</u>	<u>0</u>
<u>Total Other Financing Sources (Uses)</u>	<u>505</u>	<u>0</u>	<u>0</u>	<u>0</u>
<u>Net Change in Fund Balance</u>	0	5,342	27,172	21,830
<u>Fund Balance - Beginning</u>	<u>269,042</u>	<u>269,042</u>	<u>269,042</u>	<u>0</u>
<u>Fund Balance - Ending</u>	<u>\$269,042</u>	<u>\$274,384</u>	<u>\$296,214</u>	<u>\$21,830</u>

TENSAS PARISH SCHOOL BOARD  
BUDGETARY COMPARISON SCHEDULE  
SALES TAX  
FOR THE YEAR ENDED JUNE 30, 2014

	<u>Original</u> <u>Budget</u>	<u>Final</u> <u>Budget</u>	<u>Actual</u>	Variance Favorable (Unfavorable)
<u>Revenues</u>				
Local Sources:				
Taxes - Sales & Use	\$660,390	\$842,511	\$864,303	\$21,792
Interest Income	<u>240</u>	<u>240</u>	<u>429</u>	<u>189</u>
<u>Total Revenues</u>	660,630	842,751	864,732	21,981
<u>Expenditures</u>				
Instruction:				
Regular Programs	277,559	360,284	338,280	22,004
Special Programs	105,448	153,432	206,382	(52,950)
Support Services:				
Student Services	73,222	104,847	101,383	3,464
Instructional Staff	16,744	19,946	19,634	312
General Administration	53,000	54,809	50,072	4,737
School Administration	46,501	65,518	61,750	3,768
Business Services	11,520	19,638	21,144	(1,506)
Plant Services	30,019	41,601	38,005	3,596
Student, Transportation Services	19,731	29,975	32,612	(2,637)
Food Services	<u>6,272</u>	<u>9,472</u>	<u>9,895</u>	<u>(423)</u>
<u>Total Expenditures</u>	<u>640,016</u>	<u>859,522</u>	<u>879,157</u>	<u>(19,635)</u>
<u>Excess (Deficit) Revenues Over Expenditures</u>	20,614	(16,771)	(14,425)	2,346
<u>Other Financing Sources (Uses)</u>				
Transfers In	0	0	0	0
Transfers Out	<u>( 20,614)</u>	<u>( 20,614)</u>	<u>( 18,524)</u>	<u>2,090</u>
<u>Total Other Financing Sources (Uses)</u>	<u>( 20,614)</u>	<u>( 20,614)</u>	<u>( 18,524)</u>	<u>2,090</u>
<u>Net Change in Fund Balance</u>	0	(37,385)	(32,949)	4,436
<u>Fund Balance - Beginning</u>	<u>42,057</u>	<u>42,057</u>	<u>42,057</u>	<u>0</u>
<u>Fund Balance - Ending</u>	<u>\$ 42,057</u>	<u>\$ 4,672</u>	<u>\$ 9,108</u>	<u>\$ 4,436</u>

TENSAS PARISH SCHOOL BOARD  
BUDGETARY COMPARISON SCHEDULE  
TITLE I  
FOR THE YEAR ENDED JUNE 30, 2014

	<u>Original Budget</u>	<u>Final Budget</u>	<u>Actual</u>	<u>Variance Favorable (Unfavorable)</u>
<u>Revenues</u>				
Federal Sources	<u>\$725,897</u>	<u>\$801,279</u>	<u>\$745,586</u>	<u>\$(55,693)</u>
<u>Total Revenues</u>	<u>725,897</u>	<u>801,279</u>	<u>745,586</u>	<u>(55,693)</u>
<u>Expenditures</u>				
Instruction:				
Regular Programs	0	0	0	0
Special Programs	388,340	447,951	411,670	36,281
Support Services:				
Student Services	7,580	8,367	8,103	264
Instructional Staff	264,586	272,779	258,648	14,131
Other	<u>65,391</u>	<u>72,182</u>	<u>67,165</u>	<u>5,017</u>
<u>Total Expenditures</u>	<u>725,897</u>	<u>801,279</u>	<u>745,586</u>	<u>55,693</u>
<u>Excess (Deficit) Revenues Over Expenditures</u>	0	0	0	0
<u>Other Financing Sources (Uses)</u>				
Transfers In	0	0	0	0
Transfers Out	<u>0</u>	<u>0</u>	<u>0</u>	<u>0</u>
<u>Total Other Financing Sources (Uses)</u>	<u>0</u>	<u>0</u>	<u>0</u>	<u>0</u>
<u>Net Change in Fund Balance</u>	0	0	0	0
<u>Fund Balance - Beginning</u>	<u>0</u>	<u>0</u>	<u>0</u>	<u>0</u>
<u>Fund Balance - Ending</u>	<u>\$ 0</u>	<u>\$ 0</u>	<u>\$ 0</u>	<u>\$ 0</u>

TENSAS PARISH SCHOOL BOARD  
NOTES TO BUDGETARY COMPARISON SCHEDULES  
FOR THE YEAR ENDED JUNE 30, 2014

A. BUDGETS

General Budget Practices

The School Board follows these procedures in establishing the budgetary data reflected in the financial statements:

State statute requires budgets to be adopted for the general fund and all special revenue funds.

Each year prior to September, the Superintendent submits to the Board proposed annual budgets for the general fund and special revenue funds. Public hearings are conducted, prior to the Board's approval, to obtain taxpayer comments. The operating budgets include proposed expenditures and the means of financing them.

Appropriations (unexpended budget balances) lapse a year-end.

Formal budget integration (within the accounting records) is employed as a management control device. All budgets are controlled at the function level. Budget amounts included in the accompanying financial statements include the original adopted budget and all subsequent amendments. These revisions were considered significant by the Board.

Encumbrances

Encumbrance accounting, under which purchase orders are recorded in order to reserve that portion of the applicable appropriation, is not employed. However, outstanding purchase orders are taken into consideration before expenditures are incurred in order to assure that applicable appropriations are not exceeded.

Budget Basis of Accounting

All governmental funds budgets are prepared on the modified accrual basis of accounting, a basis consistent with accounting principles generally accepted in the United States of America (GAAP). Budgeted amounts are originally adopted or amended by the Board. Legally, the Board must adopt a balanced budget; that is, total budgeted revenues and other financing sources including fund balance must equal or exceed total budgeted expenditures and other financing uses. State statutes require the Board to amend its budgets when revenues plus projected revenues within a fund are expected to be less than budgeted revenues by five percent or more and/or expenditures within a fund are expected to exceed budgeted expenditures by five percent or more. The School Board approves budgets at the function level and management can transfer amounts between line items within a function.



TENSAS PARISH SCHOOL BOARD  
ST. JOSEPH, LOUISIANA  
SCHEDULE OF FUNDING PROGRESS  
YEAR ENDED JUNE 30, 2014

<u>Fiscal Year Ended</u>	<u>Actuarial Valuation Date</u>	<u>Actuarial Value of Assets</u>	<u>Actuarial Accrued Liabilities (AAL)</u>	<u>Unfunded Actuarial Accrued Liabilities (UAAL)</u>	<u>Funded Ratio</u>	<u>Covered Payroll</u>	<u>UAAL as a Percentage of Covered Payroll</u>
06/30/14	07/01/12	\$0	\$12,030,842	\$12,030,842	0%	\$4,821,577	250%
06/30/13	07/01/12	\$0	\$12,030,842	\$12,030,842	0%	\$4,743,040	253%
06/30/12	07/01/09	\$0	\$11,273,975	\$11,273,975	0%	\$4,842,663	232%
06/30/11	07/01/09	\$0	\$11,273,975	\$11,273,975	0%	\$5,123,532	220%
06/30/10	07/01/09	\$0	\$11,273,975	\$11,273,975	0%	\$5,484,092	205%

**SUPPLEMENTAL INFORMATION**

TENSAS PARISH SCHOOL BOARD  
NONMAJOR GOVERNMENTAL FUNDS  
COMBING BALANCE SHEET  
JUNE 30, 2014

	<u>Capital</u> <u>Projects Fund</u>	<u>Special</u> <u>Revenue</u>	<u>Debt</u> <u>Service</u>	<u>Total</u>
<u>Assets</u>				
Cash and Cash Equivalents	\$ 645	\$ 0	\$5,176	\$ 5,821
Receivables	0	133,047	0	133,047
Interfund Receivables	<u>379,553</u>	<u>0</u>	<u>0</u>	<u>379,553</u>
<u>Total Assets</u>	<u>\$380,198</u>	<u>\$133,047</u>	<u>\$5,176</u>	<u>\$518,421</u>
<u>Liabilities and Fund Balances</u>				
<u>Liabilities</u>				
Accounts Payable	\$ 0	\$ 1,058	\$ 0	\$ 1,058
Accruals	0	0	3,000	3,000
Interfund Payables	<u>0</u>	<u>131,989</u>	<u>0</u>	<u>131,989</u>
<u>Total Liabilities</u>	<u>0</u>	<u>133,047</u>	<u>3,000</u>	<u>136,047</u>
<u>Fund Balances</u>				
Committed	380,198	0	2,176	382,374
Assigned	<u>0</u>	<u>0</u>	<u>0</u>	<u>0</u>
<u>Total Fund Balances</u>	<u>380,198</u>	<u>0</u>	<u>2,176</u>	<u>382,374</u>
<u>Total Liabilities and Fund Balances</u>	<u>\$380,198</u>	<u>\$133,047</u>	<u>\$5,176</u>	<u>\$518,421</u>

TENSAS PARISH SCHOOL BOARD  
NONMAJOR GOVERNMENTAL FUNDS  
COMBINING STATEMENT OF REVENUES, EXPENDITURES  
AND CHANGES IN FUND BALANCE  
FOR THE YEAR ENDED JUNE 30, 2014

	<u>Capital Projects Fund</u>	<u>Special Revenue</u>	<u>Debt Service</u>	<u>Total</u>
<u>Revenues</u>				
Local Services				
Interest Income	\$ 82	\$ 0	\$ 16	\$ 98
State Sources				
Unrestricted	0	104,966	0	104,966
Restricted	0	0	0	0
Federal Sources	0	415,831	0	415,831
<u>Total Revenues</u>	<u>82</u>	<u>520,797</u>	<u>16</u>	<u>520,895</u>
<u>Expenditures</u>				
Instruction:				
Regular Programs	0	0	0	0
Special Programs	0	282,191	0	282,191
Support Services				
Student Services	0	93,876	0	93,876
Instructional Staff	0	73,291	0	73,291
General Administrative	0	1,433	0	1,433
School Administrative	0	0	0	0
Business Services	0	0	0	0
Plant Services	0	0	0	0
Student Transportation Services	0	0	0	0
Food Services	0	0	0	0
Other	109,303	36,512	0	145,815
Capital Outlay	0	33,494	0	33,494
Debt Service				
Principal Retirement	0	0	66,660	66,660
Interest and Bank Charges	0	0	9,599	9,599
<u>Total Expenditures</u>	<u>109,303</u>	<u>520,797</u>	<u>76,259</u>	<u>706,359</u>
<u>Excess (Deficiency) of Revenues Over Expenditures</u>	(109,221)	0	(76,243)	(185,464)
<u>Other Financing Sources (Uses)</u>				
Transfers In	150,000	0	76,559	226,559
Transfers Out	0	0	0	0
<u>Total Other Financing Sources (Uses)</u>	<u>150,000</u>	<u>0</u>	<u>76,559</u>	<u>226,559</u>
<u>Net Change in Fund Balances</u>	40,779	0	316	41,095
<u>Fund Balances - Beginning</u>	<u>339,419</u>	<u>0</u>	<u>1,860</u>	<u>341,279</u>
<u>Fund Balances - Ending</u>	<u>\$380,198</u>	<u>\$ 0</u>	<u>\$ 2,176</u>	<u>\$382,374</u>

TENSAS PARISH SCHOOL BOARD  
NONMAJOR SPECIAL REVENUE FUNDS  
COMBINING BALANCE SHEET  
JUNE 30, 2014

	<u>Idea</u>	<u>Special Ed Preschool</u>	<u>IASA Title II</u>
<u>Assets</u>			
Cash & Cash Equivalents	\$ 0	\$ 0	\$ 0
Receivables	42,481	3,944	46,588
Interfund Receivable	<u>0</u>	<u>0</u>	<u>0</u>
<u>Total Assets</u>	<u>\$42,481</u>	<u>\$3,944</u>	<u>\$46,588</u>
<u>Liabilities and Fund Balance</u>			
Accounts Payable and Accruals	\$ 0	\$ 0	\$ 0
Interfund Payables	<u>42,481</u>	<u>3,944</u>	<u>46,588</u>
<u>Total Liabilities</u>	42,481	3,944	46,588
<u>Fund Balances</u>			
Assigned	<u>0</u>	<u>0</u>	<u>0</u>
<u>Total Fund Balances</u>	<u>0</u>	<u>0</u>	<u>0</u>
<u>Total Liabilities and Fund Balances</u>	<u>\$42,481</u>	<u>\$3,944</u>	<u>\$46,588</u>

TENSAS PARISH SCHOOL BOARD  
NONMAJOR SPECIAL REVENUE FUNDS  
COMBINING BALANCE SHEET  
JUNE 30, 2014

	<u>LA 1<sup>st</sup></u> <u>Federal</u>	<u>LA 1st</u> <u>State</u>	<u>Carl</u> <u>Perkins</u>	<u>8G</u> <u>Tensas</u>	<u>Total</u>
<u>Assets</u>					
Cash & Cash Equivalents	\$ 0	\$ 0	\$ 0	\$ 0	\$ 0
Receivables	16,764	1,568	6,687	15,015	133,047
Interfund Receivable	<u>0</u>	<u>0</u>	<u>0</u>	<u>0</u>	<u>0</u>
<u>Total Assets</u>	<u>\$16,764</u>	<u>\$1,568</u>	<u>\$6,687</u>	<u>\$15,015</u>	<u>\$133,047</u>
<u>Liabilities and Fund Balance</u>					
Accounts Payable and Accruals	\$ 0	\$ 0	\$ 260	\$ 798	\$ 1,058
Interfund Payables	<u>16,764</u>	<u>1,568</u>	<u>6,427</u>	<u>14,217</u>	<u>131,989</u>
<u>Total Liabilities</u>	16,764	1,568	6,687	15,015	133,047
<u>Fund Balances</u>					
Assigned	<u>0</u>	<u>0</u>	<u>0</u>	<u>0</u>	<u>0</u>
<u>Total Fund Balances</u>	<u>0</u>	<u>0</u>	<u>0</u>	<u>0</u>	<u>0</u>
<u>Total Liabilities and Fund Balances</u>	<u>\$16,764</u>	<u>\$1,568</u>	<u>\$6,687</u>	<u>\$15,015</u>	<u>\$133,047</u>

TENSAS PARISH SCHOOL BOARD  
NONMAJOR SPECIAL REVENUE FUNDS  
COMBINING STATEMENT OF REVENUES  
EXPENDITURES AND CHANGES IN FUND BALANCES  
FOR THE YEAR ENDED JUNE 30, 2014

	<u>Idea</u>	<u>Special Ed Preschool</u>	<u>IASA Title II</u>
<u>Revenues</u>			
State Sources			
Unrestricted	\$ 0	\$ 0	\$ 0
Restricted	0	0	0
Federal Sources	<u>228,723</u>	<u>18,489</u>	<u>113,348</u>
<u>Total Revenues</u>	228,723	18,489	113,348
<u>Expenditures</u>			
Instruction:			
Regular Programs	0	0	0
Special Programs	132,938	16,368	70,228
Support Services			
Student Services	30,365	456	3,002
Instructional Staff	44,817	0	28,474
General Administrative	0	0	1,433
School Administrative	0	0	0
Business Services	0	0	0
Plant Services	0	0	0
Student Transportation Services	0	0	0
Food Services	0	0	0
Other - Indirect Cost	20,603	1,665	10,211
Capital Outlay	<u>0</u>	<u>0</u>	<u>0</u>
<u>Total Expenditures</u>	<u>228,723</u>	<u>18,489</u>	<u>113,348</u>
<u>Excess (Deficiency) of Revenues Over Expenditures</u>	0	0	0
<u>Other Financing Sources (Uses)</u>			
Transfers In	0	0	0
Transfers Out	<u>0</u>	<u>0</u>	<u>0</u>
<u>Total Other Financing Sources (Uses)</u>	<u>0</u>	<u>0</u>	<u>0</u>
<u>Net Changes in Fund Balances</u>	0	0	0
<u>Fund Balances - Beginning</u>	<u>0</u>	<u>0</u>	<u>0</u>
<u>Fund Balances - Ending</u>	<u>\$ 0</u>	<u>\$ 0</u>	<u>\$ 0</u>

TENSAS PARISH SCHOOL BOARD  
NONMAJOR SPECIAL REVENUE FUNDS  
COMBINING STATEMENT OF REVENUES  
EXPENDITURES AND CHANGES IN FUND BALANCES  
FOR THE YEAR ENDED JUNE 30, 2014

	<u>LA 1st</u> <u>Federal</u>	<u>LA 1st</u> <u>State</u>	<u>Carl</u> <u>Perkins</u>
<u>Revenues</u>			
State Sources			
Unrestricted	\$ 0	\$ 0	\$ 0
Restricted	0	46,822	0
Federal Sources	<u>44,778</u>	<u>0</u>	<u>10,493</u>
<u>Total Revenues</u>	<u>44,778</u>	<u>46,822</u>	<u>10,493</u>
<u>Expenditures</u>			
Instruction:			
Regular Programs	0	0	0
Special Programs	0	0	4,513
Support Services			
Student Services	40,745	19,308	0
Instructional Staff	0	0	0
General Administrative	0	0	0
School Administrative	0	0	0
Business Services	0	0	0
Plant Services	0	0	0
Student Transportation Services	0	0	0
Food Services	0	0	0
Other - Indirect Cost	4,033	0	0
Capital Outlay	<u>0</u>	<u>27,514</u>	<u>5,980</u>
<u>Total Expenditures</u>	<u>44,778</u>	<u>46,822</u>	<u>10,493</u>
<u>Excess (Deficiency) of Revenues</u>		0	0
<u>Over Expenditures</u>			
<u>Other Financing Sources (Uses)</u>			
Transfers Out		0	0
Transfers In	<u>0</u>	<u>0</u>	<u>0</u>
<u>Total Other Financing Sources (Uses)</u>	<u>0</u>	<u>0</u>	<u>0</u>
<u>Net Changes in Fund Balances</u>	0	0	0
<u>Fund Balances - Beginning</u>	<u>0</u>	<u>0</u>	<u>0</u>
<u>Fund Balances - Ending</u>	<u>\$ 0</u>	<u>\$ 0</u>	<u>\$ 0</u>



TENSAS PARISH SCHOOL BOARD  
NONMAJOR SPECIAL REVENUE FUNDS  
COMBINING STATEMENT OF REVENUES  
EXPENDITURES AND CHANGES IN FUND BALANCES  
FOR THE YEAR ENDED JUNE 30, 2014

	<u>8G</u> <u>Tensas</u> <u>Fund</u>	<u>Total</u>
<u>Revenues</u>		
State Sources		
Unrestricted	\$ 0	\$ 0
Restricted	58,144	104,966
Federal Sources	<u>0</u>	<u>415,831</u>
<u>Total Revenues</u>	58,144	520,797
<u>Expenditures</u>		
Instruction:		
Regular Programs	0	0
Special Programs	58,144	282,191
Support Services		
Student Services	0	93,876
Instructional Staff	0	73,291
General Administrative	0	1,433
School Administrative	0	0
Business Services	0	0
Plant Services	0	0
Student Transportation Services	0	0
Food Services	0	0
Other - Indirect Cost	0	36,512
Capital Outlay	<u>0</u>	<u>33,494</u>
<u>Total Expenditures</u>	58,144	520,797
<u>Excess (Deficiency) of Revenues</u>	0	0
<u>Over Expenditures</u>		
<u>Other Financing Sources (Uses)</u>		
Transfers Out	0	0
Transfers In	<u>0</u>	<u>0</u>
<u>Total Other Financing Sources (Uses)</u>	<u>0</u>	<u>0</u>
<u>Net Changes in Fund Balances</u>	0	0
<u>Fund Balances - Beginning</u>	<u>0</u>	<u>0</u>
<u>Fund Balances - Ending</u>	<u>\$ 0</u>	<u>\$ 0</u>

TENSAS PARISH SCHOOL BOARD  
AGENCY FUNDS  
SCHEDULE OF CHANGES IN DEPOSITS DUE OTHERS  
FOR THE YEAR ENDED JUNE 30, 2014

	<u>Balance</u> <u>Beginning</u>	<u>Additions</u>	<u>Deductions</u>	<u>Balance</u> <u>Ending</u>
Retirement Trust Fund	\$121,993	\$ 9,152	\$ 1,206	\$129,939
Tensas High School	18,408	95,388	88,063	25,733
Newellton High School	594	39,261	40,028	(173)
Tensas Elementary	<u>20,692</u>	<u>34,698</u>	<u>27,522</u>	<u>27,868</u>
Total	<u>\$161,687</u>	<u>\$178,499</u>	<u>\$156,819</u>	<u>\$183,367</u>

TENSAS PARISH SCHOOL BOARD  
SCHEDULE OF COMPENSATION PAID BOARD MEMBERS  
YEAR ENDED JUNE 30, 2014

<u>NAME</u>	<u>AMOUNT</u>
Annice Miller	\$ 3,900
Steve Vinson	3,900
Esaw Turner	3,900
Larry Foster	3,900
James Kelly	3,900
John Turner	3,900
Oscar Mclemore	<u>3,900</u>
	<u>\$27,300</u>

# MARCUS, ROBINSON, and HASSELL

CERTIFIED PUBLIC ACCOUNTANTS  
P.O. BOX 2896  
MONROE, LOUISIANA 71207-2896  
TELEPHONE 322-8106  
FAX 387-5015

Harvey Marcus, CPA  
John Robinson, CPA  
Doyle Hassell, CPA

Dawn Perkins, CPA  
Brian Robinson, CPA

MEMBER  
AMERICAN INSTITUTE OF  
CERTIFIED PUBLIC ACCOUNTANTS  
SOCIETY OF LOUISIANA  
CERTIFIED PUBLIC ACCOUNTANTS

## INDEPENDENT AUDITOR'S REPORT ON INTERNAL CONTROL OVER FINANCIAL REPORTING AND ON COMPLIANCE AND OTHER MATTERS BASED ON AN AUDIT OF FINANCIAL STATEMENTS PERFORMED IN ACCORDANCE WITH GOVERNMENT AUDITING STANDARDS

To the Board Members  
Tensas Parish School Board  
St. Joseph, Louisiana

We have audited, in accordance with the auditing standards generally accepted in the United States of America and the standards applicable to financial audits contained in *Government Auditing Standards* issued by the Comptroller General of the United States, the financial statements of the governmental activities, each major fund, and the aggregate remaining fund information of the Tensas Parish School Board as of and for the year ended June 30, 2014, and the related notes to the financial statements, which collectively comprise the Tensas Parish School Board's basic financial statements, and have issued our report thereon dated December 4, 2014.

### **Internal Control Over Financial Reporting**

In planning and performing our audit of the financial statements, we considered the Tensas Parish School Board's internal control over financial reporting (internal control) to determine the audit procedures that are appropriate in the circumstances for the purpose of expressing our opinions on the financial statements, but not for the purpose of expressing an opinion on the effectiveness of the Tensas Parish School Board's internal control. Accordingly, we do not express an opinion on the effectiveness of the Tensas Parish School Board's internal control.

A deficiency in internal control exists when the design or operation of a control does not allow management or employees, in the normal course of performing their assigned functions, to prevent, or detect and correct misstatements on a timely basis. A material weakness is a deficiency, or a combination of deficiencies, in internal control such that there is a reasonable possibility that a material misstatement of the entity's financial statements will not be prevented, or detected and corrected on a timely basis. A significant deficiency is a deficiency, or a combination of deficiencies, in internal control that is less severe than a material weakness, yet important enough to merit attention by those charged with governance.

Our consideration of internal control was for the limited purpose described in the first paragraph of this section and was not designed to identify all deficiencies in internal control that might be material weaknesses or, significant deficiencies. Given these limitations, during our audit we did not identify any deficiencies in internal control that we consider to be material weaknesses. However, material weaknesses may exist that have not been identified.


### **Compliance and Other Matters**

As part of obtaining reasonable assurance about whether the Tensas Parish School Board's financial statements are free from material misstatement, we performed tests of its compliance with certain provisions of laws, regulations, contracts and grant agreements, noncompliance with which could have a direct and material effect on the determination of financial statements amounts. However, providing an opinion on compliance with those provisions was not an objective of our audit, and accordingly, we do not express such an opinion. The results of our tests disclosed no instances of noncompliance or other matters that are required to be reported under *Government Auditing Standards*.

### **Purpose of this Report**

The purpose of this report is solely to describe the scope of our testing of internal control and compliance and the results of that testing, and not to provide an opinion on the effectiveness of the entity's internal control or on compliance. This report is an integral part of an audit performed in accordance with *Government Auditing Standards* in considering the entity's internal control and compliance. Accordingly, this communication is not suitable for any other purpose.

This report is intended solely for the information of management, and use of the School Board, the Department of Education, the Legislative Auditor of Louisiana, federal awarding agencies, and pass through entities and is not intended to be, and should not be, used by anyone other than the specified parties. Under Louisiana Revised Statute 24:513, this report is to be distributed by the Legislative Auditor as a public document.



Marcus, Robinson and Hassell  
December 4, 2014

# MARCUS, ROBINSON, and HASSELL

CERTIFIED PUBLIC ACCOUNTANTS  
P.O. BOX 2896  
MONROE, LOUISIANA 71207-2896  
TELEPHONE 322-8106  
FAX 387-5015

Harvey Marcus, CPA  
John Robinson, CPA  
Doyle Hassell, CPA

Dawn Perkins, CPA  
Brian Robinson, CPA

MEMBER  
AMERICAN INSTITUTE OF  
CERTIFIED PUBLIC ACCOUNTANTS  
SOCIETY OF LOUISIANA  
CERTIFIED PUBLIC ACCOUNTANTS

## INDEPENDENT AUDITOR'S REPORT ON COMPLIANCE FOR EACH MAJOR PROGRAM AND ON INTERNAL CONTROL OVER COMPLIANCE REQUIRED BY OMB CIRCULAR A-133

To the Board Members  
Tensas Parish School Board  
St. Joseph, Louisiana

### **Report on Compliance for Each Major Federal Program**

We have audited Tensas Parish School Board's compliance with the types of compliance requirements described in the OMB Circular A-133 Compliance Supplement that could have a direct and material effect on each of Tensas Parish School Board's major federal programs for the year ended June 30, 2014. The Tensas Parish School Board's major federal programs are identified in the summary of auditor's results section of the accompanying schedule of findings and questioned costs.

### **Management's Responsibility**

Management is responsible for compliance with the requirements of laws, regulations, contracts, and grants applicable to its federal programs.

### **Auditor's Responsibility**

Our responsibility is to express an opinion on compliance for each of the Tensas Parish School Board's major federal programs based on our audit of the types of compliance requirements referred to above. We conducted our audit of compliance in accordance with auditing standards generally accepted in the United States of America; the standards applicable to financial audits contained in Government Auditing Standards, issued by the Comptroller General of the United States; and OMB Circular A-133, Audits of States, Local Governments, and Non-Profit Organizations. Those standards and OMB Circular A-133 require that we plan and perform the audit to obtain reasonable assurance about whether noncompliance with the types of compliance requirements referred to above that could have a direct and material effect on a major federal program occurred. An audit includes examining, on a test basis, evidence about the Tensas Parish School Board's compliance with those requirements and performing such other procedures as we considered necessary in the circumstances.

We believe that our audit provides a reasonable basis for our opinion on compliance for each major federal program. However, our audit does not provide a legal determination of the Tensas Parish School Board's compliance.

### **Opinion on Each Federal Program**

In our opinion, the Tensas Parish School Board complied, in all material respects, with the types of compliance requirements referred to above that could have a direct and material effect on each of its major federal programs for the year ended June 30, 2014.

## Report on Internal Control Over Compliance

Management of the Tensas Parish School Board is responsible for establishing and maintaining effective internal control over compliance with the types of compliance requirements referred to above. In planning and performing our audit of compliance, we considered the School Board's internal control over compliance with the types of requirements that could have a direct and material effect on each major federal program to determine the auditing procedures that are appropriate in the circumstances for the purpose of expressing an opinion on compliance for each major federal program and to test and report on internal control over compliance in accordance with OMB Circular A-133, but not for the purpose of expressing an opinion on the effectiveness of internal control over compliance. Accordingly, we do not express an opinion on the effectiveness of the Tensas Parish School Board's internal control over compliance.

A deficiency in internal control over compliance exists when the design or operation of a control over compliance does not allow management or employees, in the normal course of performing their assigned functions, to prevent, or detect and correct, noncompliance with a type of compliance requirement of a federal program on a timely basis. A material weakness in internal control over compliance is a deficiency, or combination of deficiencies, in internal control over compliance, such that there is a reasonable possibility that material noncompliance with a type of compliance requirement of a federal program will not be prevented, or detected and corrected, on a timely basis. A significant deficiency in internal control over compliance is a deficiency, or a combination of deficiencies, in internal control over compliance with a type of compliance requirement of a federal program that is less severe than a material weakness in internal control over compliance, yet important enough to merit attention by those charged with governance.

Our consideration of internal control over compliance was for the limited purpose described in the first paragraph of this section and was not designed to identify all deficiencies in internal control over compliance that might be material weaknesses or significant deficiencies. We did not identify any deficiencies in internal control over compliance that we consider to be material weaknesses. However, material weaknesses may exist that have not been identified.

The purpose of this report on internal control over compliance is solely to describe the scope of our testing of internal control over compliance and the results of that testing based on the requirements of OMB Circular A-133. Accordingly, this report is not suitable for any other purpose.

This report is intended solely for the information and use of management of the School Board, the Department of Education, the Legislative Auditor of Louisiana, federal awarding agencies, and pass through entities and is not intended to be, and should not be, used by anyone other than the specified parties. Under Louisiana Revised Statute 24:513, this report is to be distributed by the Legislative Auditor as a public document.

*Marcus, Robinson & Hassell*

Marcus, Robinson and Hassell  
December 4, 2014

TENSAS PARISH SCHOOL BOARD  
SCHEDULE OF EXPENDITURES OF FEDERAL AWARDS  
YEAR ENDED JUNE 30, 2014

<u>FEDERAL GRANTOR/ PASS THROUGH GRANTOR/ PROGRAM TITLE</u>	<u>CFDA NUMBER</u>	<u>PASS THROUGH ENTITY IDENTIFICATION NUMBER</u>	<u>EXPEN- DITURES</u>
<u>United States Department of Agriculture:</u>			
Food and Nutrition Services:			
Passed Through State Department of Education:			
National School Lunch Program	10.555	N/A	\$ 321,930
School Breakfast Program	10.553	N/A	158,563
Passed Through State Department of Agriculture:			
Food Distribution Program	10.550	N/A	<u>24,657</u>
<u>TOTAL UNITED STATES DEPARTMENT OF AGRICULTURE</u>			<u>505,150</u>
<u>United States Department of Education:</u>			
Passed Through State Department of Education:			
Educationally Deprived Children:			
Title I	84.010	13-TI-54	745,586
Title II	84.367	13-50-54	113,348
Special Education:			
Idea - Part B	84.027	13-BI-54	228,723
Idea - Preschool	84.173	13-BI-54	18,489
Carl Perkins	84.048	13-02-54	10,493
Cecil Picard	93.558	14-36-54	<u>44,778</u>
<u>TOTAL UNITED STATES DEPARTMENT OF EDUCATION</u>			<u>1,161,417</u>
<u>TOTAL FEDERAL AWARDS</u>			<u>\$1,666,567</u>

NOTE A

The accompanying schedule of expenditures of federal awards includes the federal grant activity of the Tensas Parish School Board and is presented on the modified accrual basis of accounting. The information in this schedule is presented in accordance with requirements of OMB Circular A-133, Audits of States, Local Governments, and Non-Profit Organizations. Therefore, some amounts presented in this schedule may differ from amounts presented in, or used in the preparation of the basic financial statements.



TENSAS PARISH SCHOOL BOARD  
ST. JOSEPH, LOUISIANA  
SCHEDULE OF FINDINGS AND QUESTIONED COSTS  
AS OF AND FOR THE YEAR ENDED JUNE 30, 2014

We have audited the financial statements of the governmental activities and each major fund of the Tensas Parish School Board, as of and for the year ended June 30, 2014, and the related notes to the financial statement, which collectively comprise the basic financial statements and have issued our report thereon dated December 4, 2014. We conducted our audit in accordance with auditing standards generally accepted in the United States of America and the standards applicable to financial audits contained in *Government Auditing Standards*, issued by the Comptroller General of the United States. Our audit of the financial statements as of June 30, 2014 resulted in an unmodified opinion.

Section I - Summary of Auditor's Results

- Report on Internal Control and Compliance Material to the Financial Statements

Internal Control

Material Weaknesses  yes  no Significant Deficiency  yes  no

Compliance

Compliance Material to Financial Statements  yes  no

- Federal Awards

Internal Control

Material Weaknesses  yes  no Significant Deficiency  yes  no

Type of Opinion on Compliance Unmodified  Modified   
For Major Programs Disclaimer  Adverse

Are there findings required to be reported in accordance with Circular A-133, Section .510(a)?

No

- Identification of Major Programs

CFDA #84.010 Title I

Child Nutrition Cluster:

CFDA #10.555 National School Lunch Program

CFDA #10.553 National School Breakfast Program

CFDA #10.550 Food Distribution Program

Dollar threshold used to distinguish between Type A and Type B Programs \$300,000.

Is the auditee a "low-risk" auditee as defined by OMB Circular 133  yes  no

TENSAS PARISH SCHOOL BOARD  
ST. JOSEPH, LOUISIANA  
SCHEDULE OF FINDINGS AND QUESTIONED COSTS ATTACHMENT  
AS OF AND FOR THE YEAR ENDED JUNE 30, 2014

Section II - Financial Statement Findings:

None

Section III - Major Federal Award Findings and Questioned Costs

None

TENSAS PARISH SCHOOL BOARD  
ST. JOSEPH, LOUISIANA  
SCHEDULE OF PRIOR YEAR FINDINGS  
FOR THE YEAR ENDED JUNE 30, 2014

Section I - Internal Control and Compliance Material to the Financial Statements

No findings were reported under this section.

Section II - Internal Control and Compliance Material to Major Federal Awards

No findings were reported under this section.

Section III - Management Letter

No management letter was issued.

# MARCUS, ROBINSON, and HASSELL

CERTIFIED PUBLIC ACCOUNTANTS  
P.O. BOX 2896  
MONROE, LOUISIANA 71207-2896  
TELEPHONE 322-8106  
FAX 387-5015

Harvey Marcus, CPA  
John Robinson, CPA  
Doyle Hassell, CPA

Dawn Perkins, CPA  
Brian Robinson, CPA

MEMBER  
AMERICAN INSTITUTE OF  
CERTIFIED PUBLIC ACCOUNTANTS  
SOCIETY OF LOUISIANA  
CERTIFIED PUBLIC ACCOUNTANTS

## INDEPENDENT ACCOUNTANT'S REPORT ON APPLYING AGREED UPON PROCEDURES

To the Tensas Parish School Board  
St. Joseph, Louisiana

We have performed the procedures included in the Louisiana Governmental Audit Guide and enumerated below, which were agreed to by the management of Tensas Parish School Board and the Legislative Auditor, State of Louisiana, solely to assist users in evaluating management's assertions about the performance and statistical data accompanying the annual financial statements of Tensas Parish School Board and to determine whether the specified schedules are free of obvious errors and omissions as provided by the Board of Elementary and Secondary Education. This agreed-upon procedures engagement was performed in accordance with standards established by the American Institute of Certified Public Accountants. The sufficiency of these procedures is solely the responsibility of the specified users of the report. Consequently, we make no representation regarding the sufficiency of the procedures described below either for the purpose for which this report has been requested or for any other purpose.

Our procedures and findings relate to the accompanying schedules of supplemental information and are as follows:

### General Fund Instructional and Support Expenditures and Certain Local Revenue Sources (Schedule 1)

1. We selected a random sample of 25 transactions and reviewed supporting documentation to determine if the sampled expenditures/revenues are classified correctly and are reported in the proper amounts for each of the following amounts reported on the schedule:
  - Total General Fund Instructional Expenditures,
  - Total General Fund Equipment Expenditures,
  - Total Local Taxation Revenue,
  - Total Local Earnings on Investment in Real Property,
  - Total State Revenue in Lieu of Taxes,
  - Nonpublic Textbook Revenue, and
  - Nonpublic Transportation Revenue.

Exceptions Noted - None

Education Levels of Public School Staff (Schedule 2)

2. We reconciled the total number of full-time classroom teachers per the schedule "Experience of Public Principals and Full-time Classroom Teachers" (Schedule 4) to the combined total number of full-time classroom teachers per this schedule and to school board supporting payroll records as of October 1<sup>st</sup>.

Exceptions Noted - None

3. We reconciled the combined total of principals and assistant principals per the schedule "Experience of Public Principals and Full-Time Classroom Teachers" (Schedule 4) to the combined total of principals and assistant principals per this schedule.

Exceptions Noted - None

4. We obtained a list of full-time teachers, principals, and assistant principals by classification as of October 1<sup>st</sup> and as reported on the schedule. We traced a random sample of 25 teachers to the individual's personnel file and determined if the individual's education level was properly classified on the schedule.

Exceptions Noted - None

Number and Type of Public Schools (Schedule 3)

5. We obtained a list of schools by type as reported on the schedule. We compared the list to the schools and grade levels as reported on the Title 1 Grants to Local Educational Agencies (CFDA 84.010) application, and/or the National School Lunch Program (CFDA 10.555) application.

Exceptions Noted - None

Experience of Public Principals, Assistant Principals, and Full-time Classroom Teachers (Schedule 4)

6. We obtained a list of full-time teachers, principals, and assistant principals by classification as of October 1 and as reported on the schedule and traced the same sample used in procedure 4 to the individual's personnel file and determined if the individual's experience was properly classified on the schedule.

Exceptions Noted - None

Public School Staff Data: Average Salaries (Schedule 5)

7. We obtained a list of all classroom teachers including their base salary, extra compensation, and ROTC or rehired retiree status as well as full-time equivalent as reported on the schedule and traced a random sample of 25 teachers to the individual's personnel file and determined if the individual's salary, extra compensation, and full-time equivalents were properly included on the schedule.

Exceptions Noted - None

8. We recalculated the average salaries and full-time equivalents reported in the schedule.

Exceptions Noted - None

Class Size Characteristics (Schedule 6)

9. We obtained a list of classes by school, school type, and class size as reported on the schedule and reconciled school type classifications to Schedule 3 data, as obtained in procedure 5. We then traced a random sample of 10 classes to the October 1<sup>st</sup> roll books for those classes and determined if the class was properly classified on the schedule.

Exceptions Noted - None

Louisiana Educational Assessment Program (LEAP) (Schedule 7)

10. We obtained test scores as provided by the testing authority and reconciled scores as reported by the testing authority to scores reported in the schedule by Tensas Parish School Board.

Exceptions Noted - None

The Graduation Exit Exam GEE (Schedule 8)

11. The Graduation Exit Exam GEE is no longer administered. This schedule is no longer applicable.

The iLEAP Tests (Schedule 9)

12. We obtained test scores as provided by the testing authority and reconciled scores as reported by the testing authority to scores reported in the schedule by Tensas Parish School Board.

Exceptions Noted - None

We were not engaged to, and did not, perform an examination, the objective of which would be the expression of an opinion on management's assertions. Accordingly, we do not express such an opinion. Had we performed additional procedures other matters might have come to our attention that would have been reported to you.

This reported is intended solely for the use of management of Tensas Parish School Board, the Louisiana Department of Education, the Louisiana Legislature, and the Legislative Auditor, State of Louisiana, and should not be used by those who have not agreed to the procedures and taken responsibility for the sufficiency of the procedures for their purposes. Under Louisiana Revised Statute 24:513, this report is distributed by the Legislative Auditor as a public document.

*Marcus, Robinson & Hassell*

Marcus, Robinson and Hassell  
Monroe, Louisiana  
December 4, 2014

TENSAS PARISH SCHOOL BOARD  
ST. JOSEPH, LOUISIANA

SCHEDULE 1

GENERAL FUND INSTRUCTIONAL AND SUPPORT EXPENDITURES AND CERTAIN LOCAL  
REVENUE SOURCES  
For the Year ended June 30, 2014

General Fund Instructional and Equipment Expenditures

General Fund Instructional Expenditures:

Teacher and Student Interaction Expenditures:

Classroom Teacher Salaries	\$ 2,044,077.00	
Other Instructional Staff Activities	\$ 258,832.00	
Instructional Staff Employee Benefits	\$ 1,221,526.00	
Purchased Professional and Technical Services	\$ 236,908.00	
Instructional Materials & Supplies	\$ 150,025.00	
Instructional Equipment	\$ -	
<b>Total Teacher and Student Interaction Activities</b>		<b>\$ 3,911,368.00</b>

Other Instructional Activities \$34,847.00

Pupil Support Activities	\$ 765,112.00	
Less: Equipment for Pupil Support Activities	\$ -	
<b>Net Pupil Support Activities</b>		<b>\$ 765,112.00</b>

Instructional Staff Services	\$ 188,451.00	
Less: Equipment for Instructional Staff Services	\$ -	
<b>Net Instructional Staff Services</b>		<b>\$ 188,451.00</b>

School Administration	\$ 471,971.00	
Less: Equipment for School Administration	\$ -	
<b>Net School Administration</b>		<b>\$ 471,971.00</b>

Total General Fund Instructional Expenditures \$ 5,371,749.00

Total General Fund Equipment Expenditures \$0.00

CERTAIN LOCAL REVENUE SOURCES

LOCAL TAXATION REVENUE:

Advalorem Taxes

Constitutional Ad Valorem Taxes	\$ 269,435.00	
Renewable Ad Valorem Taxes	\$ 1,604,918.00	
Debt Service Ad Valorem Tax	\$ -	
Up to 1% Collections by the Sheriff on Taxes Other than School Taxes	\$ 56,353.00	
Result of court Ordered Settlement (Ad Valorem)	\$ -	
Penalties/Interest on Ad Valorem Taxes	\$ 516.00	
Taxes Collected Due to Tax Incremental Financing (TIF) (Ad Valorem)	\$ -	

Sales Taxes

Sales and Use Tax--Gross	\$ 861,394.00	
Sales/Use Taxes - Court Settlement	\$ -	
Penalties/Interest on Sales & Use Taxes	\$ 2,909.00	
Sales and Use Tax collected Due to TIF	\$ -	

TOTAL LOCAL TAXATION REVENUE \$ 2,795,525.00

LOCAL EARNINGS ON INVESTMENT IN REAL PROPERTY:

Earnings from 16th Section Property	\$ 25,903.00	
Earnings from Other Real Property	\$ -	
<b>TOTAL LOCAL EARNINGS FROM REAL PROPERTY</b>		<b>\$ 25,903.00</b>

STATE REVENUE IN LIEU OF TAXES:

Revenue Sharing -- Constitutional Tax	\$ 8,878.00	
Revenue Sharing -- Other Tax	\$ 11,163.00	
Revenue Sharing -- Excess Portion	\$ -	
Other Revenue in Lieu of Taxes	\$ -	
<b>TOTAL STATE REVENUE IN LIEU OF TAXES</b>		<b>\$ 20,041.00</b>

NON-PUBLIC TEXTBOOK REVENUE: \$ 5,924.00

NON-PUBLIC TRANSPORTATION REVENUE: \$ -

\$ 5,924.00

TENSAS PARISH SCHOOL BOARD  
ST. JOSEPH, LA

Schedule 2

EDUCATION LEVELS OF PUBLIC SCHOOL STAFF AS OF OCTOBER 1, 2013

Category	Full-time Classroom Teachers				Principals & Assistant Principals			
	Certified		Uncertified		Certified		Uncertified	
	Number	Percent	Number	Percent	Number	Percent	Number	Percent
Less Than a Bachelor's Degree								
Bachelor's Degree	22	40.0%	25	45.5%				
Master's Degree	3	5.5%	0	0.0%	1	25.00%		
Master's Degree + 30	4	7.3%			3	75.00%		
Specialist in Education		0.0%						
PH.D. or Ed.D.	1	1.8%						
<b>TOTAL</b>	<b>30</b>	<b>54.5%</b>	<b>25</b>	<b>45.5%</b>	<b>3</b>	<b>100.00%</b>		



TENSAS PARISH SCHOOL BOARD  
ST. JOSEPH, LA

Schedule 3

NUMBER AND TYPE OF PUBLIC SCHOOLS FOR YEAR ENDED JUNE 30, 2014

Type	Number
Elementary	1
Middle/Jr. High	
Secondary	1
Combination	1
TOTAL	3

TENSAS PARISH SCHOOL BOARD  
ST. JOSEPH, LA

Schedule 4

EXPERIENCE OF PUBLIC PRINCIPALS AND FULL-TIME CLASSROOM TEACHERS  
AS OF OCTOBER 1, 2013

	01 Yr.	2-3 Yrs	4-10 Yrs	11-14 Yrs	15-19 Yrs	20-24 Yrs	25 + Yrs	TOTAL
Assistant Principals								
Principals				1		1	2	4
Classroom Teachers	14	8	13	3	3	7	7	55
TOTAL	14	8	13	4	3	8	9	59

TENSAS PARISH SCHOOL BOARD  
ST. JOSEPH, LA

Schedule 5

PUBLIC SCHOOL STAFF DATA FOR THE YEAR ENDED JUNE 30, 2014

	ALL CLASSROOM TEACHERS	CLASSROOM TEACHERS EXCLUDING ROTC & REHIRED RETIREES
Average Classroom Teacher's Salary Including Extra Compensation	\$40,755	\$39,901
Average Classroom Teacher's Salary Excluding Extra Compensation	\$40,169	\$39,227
Number of Teacher Full-time Equivalent (FTEs) used in Computation of Average Salaries	53	46

TENSAS PARISH SCHOOL BOARD  
ST. JOSEPH, LOUISIANA

SCHEDULE 6

CLASS SIZE CHARACTERISTICS

AS OF OCTOBER 1, 2013

SCHOOL TYPE	Class Size Range							
	1-20		21-26		27+		34+	
	Percent	Number	Percent	Number	Percent	Number	Percent	Number
Elementary	84.1%	116	12.32%	17	3.6%	5	0.0%	0
Elementary Activity Classes	77.8%	14	16.67%	3	5.6%	1	0.0%	0
Middle/Jr. High								
Middle/Jr. High Activity Classes								
High	81.9%	99	18.18%	22	0.0%	0	0.0%	0
High Activity Classes	38.5%	5	53.85%	7	0.0%	0	7.69%	1
Combination			0.00%					
Combination Activity Classes								
<b>TOTAL</b>		234		49				1

TENSAS PARISH SCHOOL BOARD  
ST. JOSEPH, LOUISIANA

SCHEDULE 7

LOUISIANA EDUCATIONAL ASSESSMENT PROGRAM (LEAP)

FOR THE FISCAL YEAR 2013 - 2014

District Achievement Level Results	English Language Arts						Mathematics					
	2014		2013		2012		2014		2013		2012	
	Number	Percent	Number	Percent	Number	Percent	Number	Percent	Number	Percent	Number	Percent
<b>Grade 4</b>												
Advanced	2	3%	1	2%	0	0%	2	3%	0	0%	0	0%
Mastery	14	20.5%	4	7%	20	29%	23	34%	5	9%	13	19%
Basic	33	48.5%	29	54%	39	56%	29	42.5%	26	48%	37	53%
Approaching Basic	15	22%	13	24%	6	8%	12	17.5%	8	15%	14	20%
Unsatisfactory	4	6%	7	13%	5	7%	2	3%	15	28%	6	8%
<b>Total</b>	<b>68</b>	<b>100%</b>	<b>54</b>	<b>100%</b>	<b>70</b>	<b>100%</b>	<b>68</b>	<b>100%</b>	<b>54</b>	<b>100%</b>	<b>70</b>	<b>100%</b>

District Achievement Level Results	Science						Social Studies					
	2014		2013		2012		2014		2013		2012	
	Number	Percent	Number	Percent	Number	Percent	Number	Percent	Number	Percent	Number	Percent
<b>Grade 4</b>												
Advanced	1	1%	1	2%	2	3%	2	3%	0	0%	0	0%
Proficient	8	12%	1	2%	4	6%	5	7%	2	4%	3	4%
Basic	27	40%	23	42%	36	51%	31	46%	22	41%	48	69%
Approaching Basic	25	37%	14	26%	24	34%	18	26%	11	20%	12	17%
Unsatisfactory	7	10%	15	28%	4	6%	12	18%	19	35%	7	10%
<b>Total</b>	<b>68</b>	<b>100%</b>	<b>54</b>	<b>100%</b>	<b>70</b>	<b>100%</b>	<b>68</b>	<b>100%</b>	<b>54</b>	<b>100%</b>	<b>70</b>	<b>100%</b>

District Achievement Level Results	English Language Arts						Mathematics					
	2014		2013		2012		2014		2013		2012	
	Number	Percent	Number	Percent	Number	Percent	Number	Percent	Number	Percent	Number	Percent
<b>Grade 8</b>												
Advanced	1	2%	0	0%	0	0%	0	0%	1	2%	0	0%
Mastery	4	7%	6	9%	1	2%	0	0%	0	0%	0	0%
Basic	18	32%	16	24%	18	35%	20	35%	21	32%	17	33%
Approaching Basic	27	47%	28	43%	22	42%	15	26%	17	26%	20	38%
Unsatisfactory	7	12%	16	24%	11	21%	22	39%	26	40%	15	29%
<b>Total</b>	<b>57</b>	<b>100%</b>	<b>66</b>	<b>100%</b>	<b>52</b>	<b>100%</b>	<b>57</b>	<b>100%</b>	<b>65</b>	<b>100%</b>	<b>52</b>	<b>100%</b>

District Achievement Level Results	Science						Social Studies					
	2014		2013		2012		2014		2013		2012	
	Number	Percent	Number	Percent	Number	Percent	Number	Percent	Number	Percent	Number	Percent
<b>Grade 8</b>												
Advanced	0	0.0%	1	1.5%	0	0%	0	0%	0	0%	0	0%
Proficient	3	5%	1	1.5%	0	0%	0	0%	1	2%	0	0%
Basic	12	21%	17	27%	16	32%	23	40.4%	29	45%	20	40%
Approaching Basic	28	49%	31	48%	22	44%	19	33.3%	17	26.5%	15	30%
Unsatisfactory	14	25%	14	22%	12	24%	15	26.3%	17	26.5%	15	30%
<b>Total</b>	<b>57</b>	<b>100%</b>	<b>64</b>	<b>100%</b>	<b>50</b>	<b>100%</b>	<b>57</b>	<b>100%</b>	<b>64</b>	<b>100%</b>	<b>50</b>	<b>100%</b>

TENSAS PARISH SCHOOL BOARD  
ST. JOSEPH, LOUISIANA

SCHEDULE 7

LOUISIANA EDUCATIONAL ASSESSMENT PROGRAM

iLEAP Tests

FOR THE FISCAL YEAR 2013 - 2014

District Achievement Level Results	English Language Arts						Mathematics					
	2014		2013		2012		2014		2013		2012	
	Number	Percent	Number	Percent	Number	Percent	Number	Percent	Number	Percent	Number	Percent
<b>Grade 3</b>												
Advanced	1	2.4%	1	2%	0	0%	0	0%	0	0%	0	0%
Mastery	3	7.1%	4	6%	1	2%	3	7%	5	7%	3	6%
Basic	19	45.2%	12	17%	18	36%	12	29%	20	29%	19	38%
Approaching Basic	11	26.2%	20	29%	14	28%	16	38%	16	23%	14	28%
Unsatisfactory	8	19.1%	32	46%	17	34%	11	26%	28	41%	14	28%
<b>Total</b>	<b>42</b>	<b>100%</b>	<b>69</b>	<b>100%</b>	<b>50</b>	<b>100%</b>	<b>42</b>	<b>100%</b>	<b>69</b>	<b>100%</b>	<b>50</b>	<b>100%</b>

District Achievement Level Results	Science						Social Studies					
	2014		2013		2012		2014		2013		2012	
	Number	Percent	Number	Percent	Number	Percent	Number	Percent	Number	Percent	Number	Percent
<b>Grade 3</b>												
Advanced	0	0%	0	0%	0	0%	0	0%	0	0%	0	0%
Proficient	2	5%	4	6%	4	8%	1	2%	2	3%	5	10%
Basic	10	24%	19	27%	14	28%	13	31%	18	26%	11	22%
Approaching Basic	22	52%	24	35%	16	32%	16	38%	21	30%	18	32%
Unsatisfactory	8	19%	22	32%	16	32%	12	29%	28	41%	18	36%
<b>Total</b>	<b>42</b>	<b>100%</b>	<b>69</b>	<b>100%</b>	<b>50</b>	<b>100%</b>	<b>42</b>	<b>100%</b>	<b>69</b>	<b>100%</b>	<b>50</b>	<b>100%</b>

District Achievement Level Results	English Language Arts						Mathematics					
	2014		2013		2012		2014		2013		2012	
	Number	Percent	Number	Percent	Number	Percent	Number	Percent	Number	Percent	Number	Percent
<b>Grade 5</b>												
Advanced	0	0%	2	3%	0	0%	2	5%	1	2%	1	2%
Mastery	4	9%	12	20%	1	2%	4	9%	19	31%	3	6%
Basic	22	50%	28	45%	33	68%	24	55%	25	40%	29	59%
Approaching Basic	9	20.5%	7	11%	8	16%	5	11%	5	8%	10	21%
Unsatisfactory	9	20.5%	13	21%	7	14%	9	20%	12	19%	6	12%
<b>Total</b>	<b>44</b>	<b>100%</b>	<b>62</b>	<b>100%</b>	<b>49</b>	<b>100%</b>	<b>44</b>	<b>100%</b>	<b>62</b>	<b>100%</b>	<b>49</b>	<b>100%</b>

District Achievement Level Results	Science						Social Studies					
	2014		2013		2012		2014		2013		2012	
	Number	Percent	Number	Percent	Number	Percent	Number	Percent	Number	Percent	Number	Percent
<b>Grade 5</b>												
Advanced	1	2%	3	5%	1	2%	0	0%	1	2%	1	2%
Proficient	2	5%	11	18%	1	2%	1	2%	11	18%	2	4%
Basic	19	43%	26	42%	25	51%	28	64.0%	27	43%	23	47%
Approaching Basic	10	23%	17	27%	19	39%	8	18.0%	7	11%	14	29%
Unsatisfactory	12	27%	5	8%	3	6%	7	16.0%	16	26%	9	18%
<b>Total</b>	<b>44</b>	<b>100%</b>	<b>62</b>	<b>100%</b>	<b>49</b>	<b>100%</b>	<b>44</b>	<b>100%</b>	<b>62</b>	<b>100%</b>	<b>49</b>	<b>100%</b>

District Achievement Level Results	English Language Arts						Mathematics					
	2014		2013		2012		2014		2013		2012	
	Number	Percent	Number	Percent	Number	Percent	Number	Percent	Number	Percent	Number	Percent
<b>Grade 6</b>												
Advanced	1	1%	0	0%	0	0%	2	3%	1	2%	1	2%
Mastery	7	12%	4	8%	2	4%	3	5%	2	4%	2	4%
Basic	27	46%	19	36%	22	42%	33	56%	26	49%	24	46%
Approaching Basic	14	24%	14	26%	17	33%	14	24%	12	22.5%	8	15%
Unsatisfactory	10	17%	16	30%	11	21%	7	12%	12	22.5%	17	33%
<b>Total</b>	<b>59</b>	<b>100%</b>	<b>53</b>	<b>100%</b>	<b>52</b>	<b>100%</b>	<b>59</b>	<b>100%</b>	<b>53</b>	<b>100%</b>	<b>52</b>	<b>100%</b>

District Achievement Level Results	Science						Social Studies					
	2014		2013		2012		2014		2013		2012	
	Number	Percent	Number	Percent	Number	Percent	Number	Percent	Number	Percent	Number	Percent
<b>Grade 6</b>												
Advanced	0	0%	3	5.5%	0	0%	0	0%	4	8%	0	0%
Proficient	3	5%	3	5.5%	2	4%	2	3%	2	4%	0	0%
Basic	24	41%	19	36%	20	38%	18	31.0%	16	30%	21	40%
Approaching Basic	25	42%	17	32%	25	48%	27	46.0%	17	32%	18	35%
Unsatisfactory	7	12%	11	21%	5	10%	12	20.0%	14	26%	13	25%
<b>Total</b>	<b>59</b>	<b>100%</b>	<b>53</b>	<b>100%</b>	<b>52</b>	<b>100%</b>	<b>59</b>	<b>100%</b>	<b>53</b>	<b>100%</b>	<b>52</b>	<b>100%</b>

District Achievement Level Results	English Language Arts						Mathematics					
	2014		2013		2012		2014		2013		2012	
	Number	Percent	Number	Percent	Number	Percent	Number	Percent	Number	Percent	Number	Percent
<b>Grade 7</b>												
Advanced	0	0%	0	0%	2	3%	0	0%	1	2%	1	1.5%
Mastery	3	5%	4	7%	3	5%	3	5%	1	2%	5	8%
Basic	24	43%	25	42%	28	44%	35	61%	20	34%	25	39.5%
Approaching Basic	23	40%	22	37%	15	24%	13	23%	18	30%	15	24%
Unsatisfactory	7	12%	8	14%	15	24%	6	11%	19	32%	17	27%
<b>Total</b>	<b>57</b>	<b>100%</b>	<b>59</b>	<b>100%</b>	<b>63</b>	<b>100%</b>	<b>57</b>	<b>100%</b>	<b>59</b>	<b>100%</b>	<b>63</b>	<b>100%</b>

District Achievement Level Results	Science						Social Studies					
	2014		2013		2012		2014		2013		2012	
	Number	Percent	Number	Percent	Number	Percent	Number	Percent	Number	Percent	Number	Percent
<b>Grade 7</b>												
Advanced	0	0.0%	0	0%	0	0%	0	0%	0	0%	0	0%
Proficient	2	3%	3	5%	3	5%	2	3.3%	2	3%	0	0%
Basic	19	32%	22	37%	18	29%	26	43.3%	24	41%	19	30%
Approaching Basic	25	42%	21	36%	26	41%	24	40%	24	41%	27	43%
Unsatisfactory	14	23%	13	22%	16	25%	8	13.3%	9	15%	17	27%
<b>Total</b>	<b>60</b>	<b>100%</b>	<b>59</b>	<b>100%</b>	<b>63</b>	<b>100%</b>	<b>60</b>	<b>100%</b>	<b>59</b>	<b>100%</b>	<b>63</b>	<b>100%</b>